



EUROPEAN
OFFICE
FURNITURE
MANUFACTURER



Collection 2025 / 2026
equipaxxess-plus.com



EOL

European office furniture manufacturer

For more than 35 years, EOL has been designing and manufacturing office furniture dedicated to creating workspaces that promote employee well-being. Inspired by the elegance of French design, our furniture is functional, creative and sustainable.



EOL'S EXPERTISE SPANS THREE KEY AREAS

Design and manufacturing

Whether it's wood, metal or textiles, our teams are experts in their craft

Consulting services

Our architects and designers will work with you to create the workspace you have in mind

Logistics and delivery

Our logistics network provides an end-to-end service by stocking, delivering and installing your furniture



250+
employees



2 sites
manufacturing
our furniture
in France




7 countries where we
can ship from stock
(FR, BENELUX, UK, IRL & CH)




20,000 m²
of warehouse space
to stock
finished products

Top quality furniture designed and made in France

Our office furniture ranges are drawn on our expertise as a French manufacturer. They are imagined by our design studio, developed by our research department and produced in our two French factories in Normandy and Burgundy.



**INSPIRED BY
THE AESTHETICS OF FRENCH
DESIGN, WE IMAGINE,
DEVELOP AND
MANUFACTURE FURNITURE
THAT IS FUNCTIONAL,
CREATIVE
AND SUSTAINABLE.**



Delivery, assembly and installation of office furniture

Thanks to state-of-the-art logistics with a central warehouse and 12 regional hubs across Europe, EOL offers fast delivery and installation times.



2 manufacturing facilities (Normandy and Burgundy)


1 head office (Paris)

3 showrooms (Paris, Brussels and Nieuwegein)

12 logistics hubs (France, Europe and the UK)

Certifications, labels and standards

To guarantee the quality and sustainability of our products, our main ranges are certified under various standards, including the French *NF Environnement* and *Office Excellence* certifications, and the European EN 1335 and EN 527 standards. Our Normandy factory is ISO 14001 certified.



Our environmental commitment

At EOL, we are aware of the impact of our activities on the environment and have been committed to sustainable development for several years. We have adopted the technique of product lifecycle analysis, which allows us to assess the environmental impact of a product throughout its life, from design to end-of-life management.

The four pillars of our commitment:

- French production and local purchasing
- Using materials and components with a high level of recycled content
- Rationalising production and optimising transport flows
- Eco-friendly and eco-designed products



Average percentage of recycled materials in EOL products

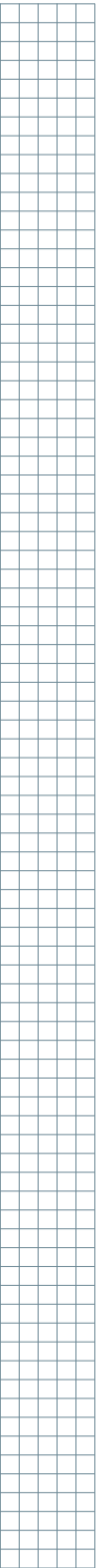


REUSE, RECYCLING & REPURPOSING

Through our RE-SOURCE initiative, we are seeking ways to integrate the principles of reuse, repurposing and recycling into our ranges.

Examples include turning production offcuts into wood panels for sofa structures, using recycled mattress foam in office partitions, and making worktops out of recycled plastics.

We also offer our customers the opportunity to reconfigure and repurpose existing office furniture, and we recover and transform used products to give them a second life.



Our commitments

Our strategy, our day-to-day choices and actions, and our products and services are underpinned by strong values that reflect our ultimate goals:

Promote the wellbeing
of employees

Guarantee the quality
and safety of our products

Put innovation
at the heart of all we do

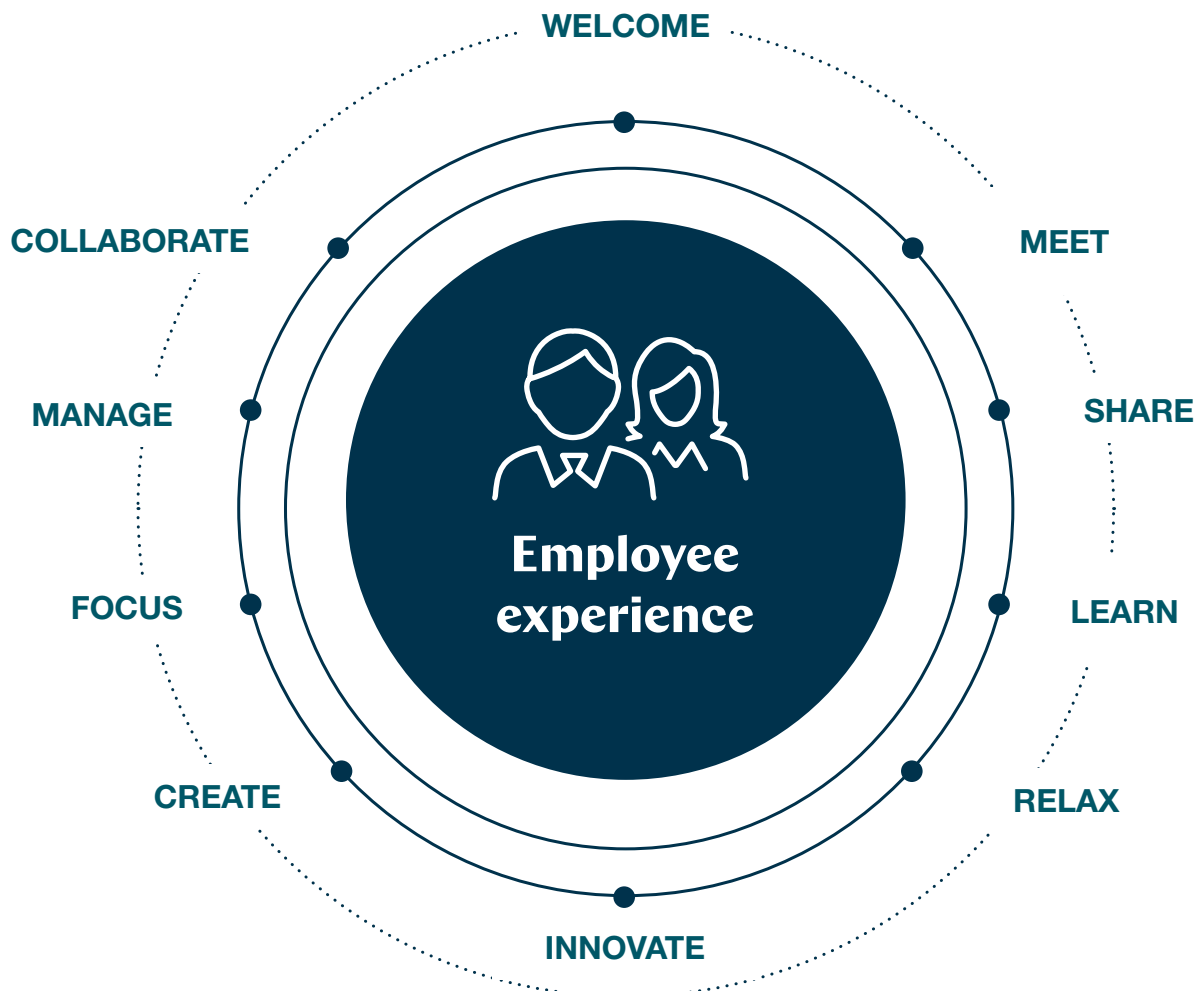
Have a positive impact
on the world around us

Our approach



A SOLUTION FOR EVERY OFFICE ACTIVITY

All our products are designed and developed with users in mind



Our services

Global solutions for unique projects

More than ever before, companies are recognising that good workplace design equates to more effective management and better performance. EOL has been advising on office fit-outs and refurbishments for over 30 years, so is ideally placed to help you make your project a reality.



WE LISTEN TO YOUR REQUIREMENTS

Definition of project scope

Determination of your needs
and constraints



WE ANALYSE POSSIBLE SOLUTIONS

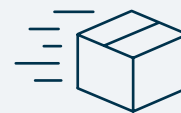
Identification of solutions that
match your needs and budget



WE MANUFACTURE AT OUR PLANTS IN FRANCE

Expert processing of wood, metal and textiles
(2 sites, in Burgundy and Normandy)

Manufacturing of standard furniture
or custom pieces



WE STOCK ITEMS FOR FAST SHIPPING

Ship-from-stock availability for our most
popular products and finishes

Real-time product availability
tracking (EOL.net)



WE SEEK INSPIRATION IN CURRENT TRENDS

Observation and analysis of current design trends, societal changes and new technologies

Consideration of your corporate image, style preferences, and work environment



WE CREATE PLANS AND LAYOUTS

Zoning and planning, incorporating circulation routes and areas for different activities

Creation of 2D and 3D plans to help you visualise our ideas and make informed choices



WE DELIVER & INSTALL ACCORDING TO YOUR NEEDS

Full range of furniture removal, delivery and installation services

12 regional logistics hubs, and teams of professional installers



WE GUARANTEE QUALITY AND OFFER ONGOING SUPPORT

Warranties and certificates for added peace of mind

Ongoing after-sales support for furniture and equipment following installation

2025–2026 trends


Our style recommendations

Our design studio has come up with 7 on-trend colour schemes to help you create a unique, stylish workspace. Each scheme incorporates materials and finishes from our general shade card.



Minimalist

Simple
Understated
Calming



Green working

Natural
Eco-friendly
Refreshing



New classic

Traditional
Sophisticated
Subtle



Ocr'attitude



Earthy
Natural
Warm





Graphite

Elegant
Black & wood
Bold



Cocoon

Uncluttered
Soothing
Organic



Yellow energy & ombré blue

Vibrant
Contrasting
Engaging



**OUR DECORATIVE STYLES BRING
UNITY TO YOUR FURNISHINGS
ACROSS PRODUCT RANGES.**

**OUR DECORATIVE STYLES ALLOW
FOR A COORDINATED LOOK ACROSS
ALL OUR PRODUCT RANGES**

For all available shades, see general shade card on p. 290.

Delivery options tailored to your requirements

Every office fit-out or refurbishment is different,
so we offer multiple solutions and delivery options.

Delivery times are dependent on the selected products and finishes.

PRODUCTS AVAILABLE FROM STOCK

Many of our products and finishes are available from stock

DELIVERY TIME FROM:
10 DAYS

PRODUCTS AVAILABLE ON REQUEST

Other products and finishes are available on request

DELIVERY TIME:
4-6 WEEKS

CUSTOM ORDERS

We can also customise furniture (shades, dimensions, etc.) to suit specific requirements


DELIVERY TIME:
6-8 WEEKS

A GUIDE TO OUR PICTOGRAMS

Made in France
 Made in France

 Made in Europe
Made in Europe

 Self-assembly office chair

 Part-assembled office chair
(seat and backrest are pre-assembled ready for mounting onto the gas-lift base and castors; armrests are ordered and supplied separately)

 Number of chairs that can be stacked

 Number of chairs that can be stacked on a trolley

A printed catalogue linked to online resources for greater convenience

Seek inspiration in our catalogue, and simply scan the QR codes to find out more about particular products.

Our online resources include image files, product data sheets, shade cards, and more.

- 1 -

Browse

the catalogue and choose your favourite products

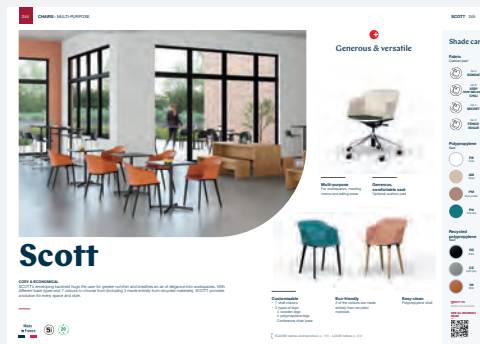


- 2 -

Scan

the QR codes

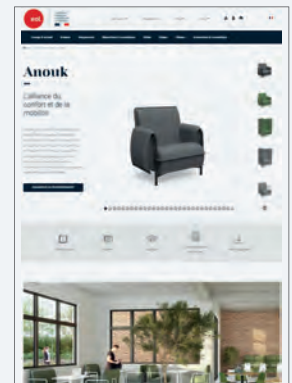
VIEW ALL RESOURCES ONLINE



- 3 -

Consult

the product data sheets and other online resources



Additional fabric finishes (in Cat. A, B, C or D) available on request - see shade card on p. 290



See Cable Management pages for details



Antibacterial surface. Guaranteed on all melamine worktops



28% Percentage of recycled materials



Furniture suitable for wheelchair users (DDA: Disability Discrimination Act-compliant)

Table of contents

Lounge & Reception areas

18

Modular seats	22
Lounge seats	28
Low tables	46
Reception counters	50
Bench units	62

Workspaces

64

Executive desks	66
------------------------	----

Shared desks & Partitioning	84
--	----

Fixed-height desks	86
--------------------	----

Sit-stand desks	110
-----------------	-----

Desktop & free-standing screens	120
---------------------------------	-----

Storage	128
----------------	-----

Standard and tower pedestals	130
------------------------------	-----

Easy-reach storage units	140
--------------------------	-----

Cupboards	142
-----------	-----

Lockers	146
---------	-----

Filing cabinets	155
-----------------	-----

Shelving	156
----------	-----

Industrial lockers	158
--------------------	-----

Meeting

160

Meeting tables	164
----------------	-----

Mobile multimedia wall	192
------------------------	-----

Acoustic pods	198
---------------	-----

Multi-purpose tables	203
----------------------	-----

Restaurant tables	216
-------------------	-----

Seats 222

Office chairs 224

Operator chairs 226

Ergonomic chairs 228

Executive chairs 236

Technical chairs 239

Chairs & stools 240

Visitor chairs 242

Multi-purpose chairs 248

Eating-areas chairs 258

Accessories & Electrical solutions 268

Lighting 272

Decorative plants 274

Recycling bins 278

Coat stands 280

Mobile clothes rail 281

Meeting accessories 281

Desks accessories 282

Multimedia stands 283

Flatscreen monitor arms 284

Power management 286

Shade card 290



Lounge & reception areas



Lounge & reception areas



Zelie

Page 22 ›

.....



Anouk NEW

Page 28 ›

.....



Margot

Page 34 ›

.....



Côme NEW

Page 40 ›

.....



Galway

Page 41 ›

.....



Bip

Page 42 ›

.....



Low tables

Page 46 ›

.....



Suzy NEW

Page 48 ›

.....



Greta

Page 50 ›

.....



Guest

Page 56 ›

.....



Evasion

Page 62 ›

.....



Rosalie

Page 63 ›

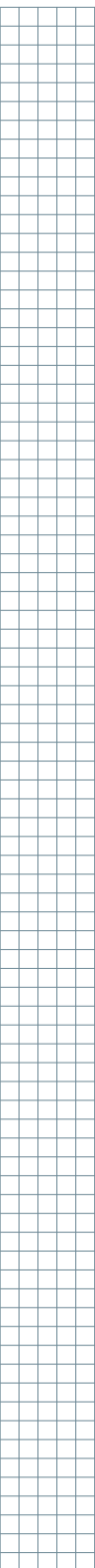
.....



Sosi

Page 63 ›

.....





Zelie

MIX-AND-MATCH SHAPES AND COLOURS

The geometric lines of the ZELIE range will put a contemporary stamp on any workspace.

Made
in France





CONNECT desks, p. 90 - ELIOTT office chairs, p. 234 - CAMILLE lockers, p. 146

The ZELIE seats come in multiple shapes (corner, square, rectangle), with or without wheels, so there are plenty of ways of creating a workspace that's both comfortable and unique.



Strengths



Mix and match

Seats for 1, 2 or 3 people, with or without a backrest



Writing shelf

Easy to move around as required



Connectivity solutions

Optional power sockets and USB ports are available for the link modules




Zooms



Link module



Built-in connectivity



Metal table top



Zooms



Mobile seat

With 2 rear wheels



Linking system

Retractable



⌘
↗
Configuration ideas



^
Meet

The writing shelf provides a handy work surface and is easy to move around

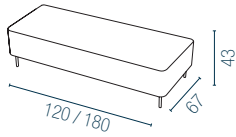
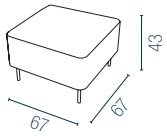


^
Brainstorm

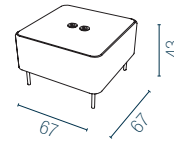
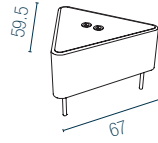
The mobile versions are perfect for impromptu brainstorming sessions

Overview

Seats without backrests | Link modules

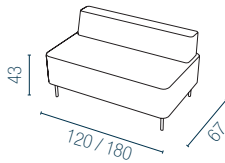
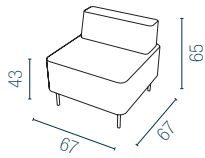


With or without power sockets/ports

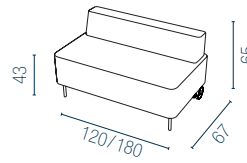
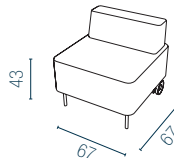


Seats with backrests

Static

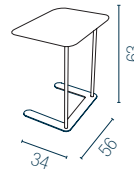
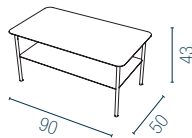
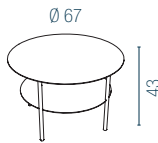
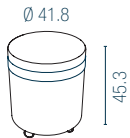


Mobile



Foot stools | Low tables | Writing shelves

Static or mobile



Shade card

Fabric

Seat and backrest



Cat. A
Bondai



Cat. B
Step
Step melange
Chili



Cat. C
Secret



Cat. D
Fenice
Cyber

Metal


Legs, tables



SO



SG



ZO
Textured



SC

PRICE P. 06

Details and availability

VIEW ALL RESOURCES
ONLINE



Receptions

Mix shapes to create a fun layout



Waiting areas

Add corner modules with built-in sockets so visitors can stay connected while they wait



Anouk

THE PERFECT BLEND OF COMFORT AND MOBILITY

Inspired by the comfort of club chairs, our ANOUK chairs and sofas have a soft, enveloping design. The seats have a steel base, and optional armrests and partitions can be added as required. The clever design makes this a versatile choice for reception areas, quiet zones, dining areas and informal meeting spaces.

Made
in France



PEFC
PEFC/07-32-197

Excluding
Free-standing
screens





GUEST reception counters, p. 56 - CL05 floor lamps, p. 273 - MARGOT low tables, p. 46 - GRETA reception counters, p. 50

To cater for agile workspaces, mobile versions with castors are also available. More than just a seating solution, our ANOUK chairs and sofas shape and structure workspaces with style and elegance.



Strengths



Comfortable

A soft, generous seat with thick armrests for added comfort
Two seat heights available, to suit different uses



Agile

The mobile versions with castors are easy to move around



Sustainable

Armrest core made from recycled cotton from a French eco-responsible supply chain
PEFC wood from sustainably managed forests (seat undersides)



Zooms



Piping trim



Curved lines



Upholstered armrests (option)



GUEST reception counters, p. 56 - ZELIE low table, p. 46 - GRETA reception counters, p. 50



^
Fixed legs



^
Castors at the front



^
Partition with headrest



ELOISE tables p. 210

Configuration ideas



Relax

Comfy, enveloping chairs and sofas for reception areas, lounges and informal meeting spaces



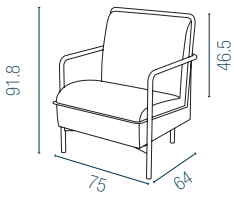
Eat

Combine the sofas and chairs to create pleasant dining areas, with optional partitions for privacy

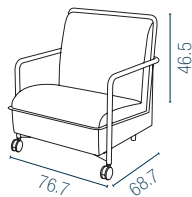
Overview

Lounge version - seat height 45.3 cm

1-person armchair

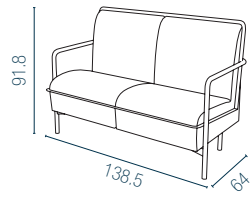


4 legs

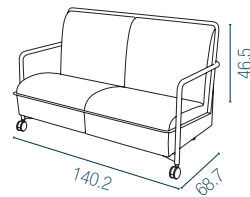


2 fixed legs + 2 castors

2-person sofa



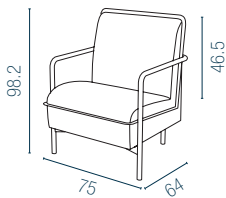
4 legs



2 fixed legs + 2 castors

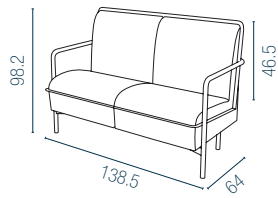
Restaurant version - seat height 51.7 cm

1-person armchair



4 legs

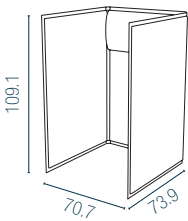
2-person sofa



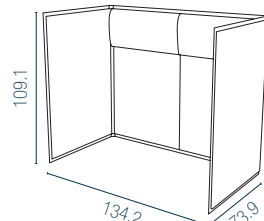
4 legs

Options

Partitions

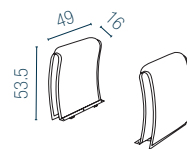


1 person



2 people

Upholstered armrests



Set of 2

⚠ Partitions cannot be fitted on chairs/sofas with armrests, and vice versa.



Focus

With the optional partitions, ANOUK creates a quiet corner for focused work



Brainstorm

The mobile versions are perfect for agile, creative spaces

Shade card

Fabric

Seat and backrest



Cat. B

Step melange Chili



Cat. C

Secret




Cat. D


Fenice Cyber

Metal

Structure



Z3



Z0



SC



SU



ZP

PRICE P. 07

Details and availability

VIEW ALL RESOURCES ONLINE





Margot

FRENCH-STYLE CHIC

The refined MARGOT range is perfect for any reception area. The distinctive shapes, soft, plush seats and elegantly styled legs work together to create an aesthetically pleasing look.

Made
in France





MARGOT low tables, p. 46 - GRETA storage units, p. 50

The range is stylish and functional at the same time. MARGOT seats are available with built-in power sockets and USB ports, making them ideal for casual working areas as well as for lounges and receptions.



Strengths



Elegant finishes

Piping highlights the outline of the furniture



Connectivity solutions

The chairs and worktops are available with built-in power sockets and USB-A ports



Multi-purpose

Thanks to the range of options (high back versions, partition screens), these seats suit a variety of settings, including quiet work zones, reception areas and lounges, and informal meeting spaces



Zooms



Piping trim



Legs

Metal



Legs

Wood



^
Curved & enveloping lines



^
Connection points
On the left and right side



^
Rotatable writing shelf
Melamine worktop



ARMAND cupboards, p. 142 - CHAMPI lamps, p. 272



Configuration ideas



Relax

The low-back versions are ideal for cosy corners in executive offices, relaxation areas and receptions



Welcome

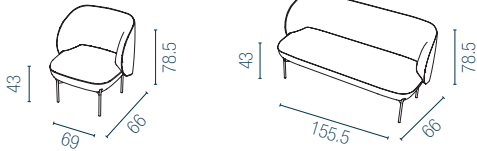
Play with heights to mark out open spaces or passageways

Overview

Armchairs & sofas

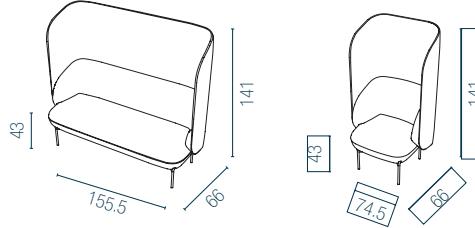
Low back

With or without sockets/ports



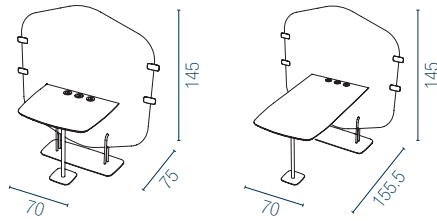
High back

With or without sockets/ports

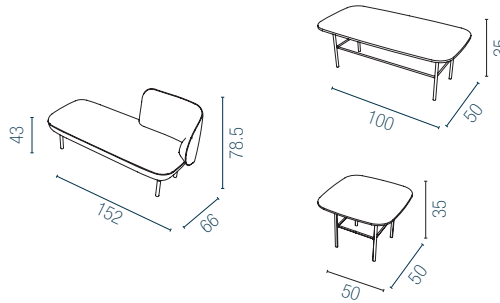


Partition screens with table | Meridienne sofa | Low tables

With sockets/ports

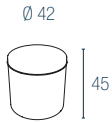


With or without sockets/ports



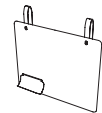
Foot stool | Accessories

Foot stool



Fixed height (with stabiliser feet)

Whiteboard



Fabric headrest or cushion



Rotatable writing shelf



Connectivity kit



Focus

A 1-seater armchair with a high backrest for work or relaxation

Meeting

Create a meeting space for 2 or 4 people within an open-plan office

Shade card





Fabric

Seat and backrest

-  **Cat. B**
Step
Step melange
Chilli
-  **Cat. C**
Secret
-  **Cat. D**
Fenice
Cyber




Metal

Legs, tables

-  **SO**
-  **SG**
-  **ZO**
Textured
-  **SC**

Metal/Wood

Seat legs

-  **ZOMS**
-  **SUMS**
-  **ZPMS**

PRICE P. 09

Details and availability

VIEW ALL RESOURCES ONLINE



Côme

NEW



SUZY low tables, p. 48



Soft, rounded lines

for comfort that embraces you



A design combining durability and comfort

Sturdy wooden frame and injection moulded foam (density 40 kg/m³)




Mix and match models

CÔME is available as a 1-seater armchair or 2-seater sofa

Shade card (range specific)

BONDAI fabric Cat. A



KZ
Red


KE
Black

K2
Navy blue

KD
Cloudy grey

KA
Stormy grey

Faux leather Cat. B



BU
Black

BV
Grey

PRICE P. 12

Details and availability

VIEW ALL RESOURCES
ONLINE



Galway



A timeless classic
with clean lines



Firm seat




Fire-resistant version available
Foam padding & MIRAGE fabric

Shade card (range specific)

INCA faux leather Cat. A



MIRAGE fire-resistant fabric Cat. B



Leather Cat. E

PRICE P. 12
Details and availability
VIEW ALL RESOURCES
ONLINE





Bip

MODULO meeting table, p. 178

COCOON-LIKE SEATS FOR ULTIMATE COMFORT

The BIP range combines contemporary styling with soft, curved lines to create a cocoon-like seat. BIP easy chairs come with a choice of legs, including fixed and rotating models. They're a great choice for lounges, reception areas and meeting rooms.





Strengths



Different seat types

Sofa or individual armchair



Chairs to suit different areas

Receptions, lounges, meeting rooms



Curved lines and generous shapes

For optimum comfort



Zooms



Wooden legs

With chrome-plated metal parts



Castors

Soft or hard floor



Rounded armrests

With contrast stitching



SUZY low tables, p. 48

Shade card (range specific)

EVO fabric Cat. A



TS
Black

TH
Mouse grey

VALENCIA faux leather Cat. C



F2
Grey

F3
Black

F4
Navy blue

F5
Corn yellow


F6
Olive green

F7
Terracotta

F8
Garnet

F9
Beige

STEP fabric Cat. B



A1
Bamboo

A2
Beige

A3
Navy blue

A4
Petroleum
blue

A5
Mustard
yellow

A6
Black

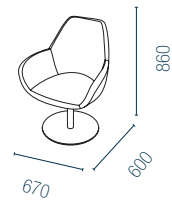
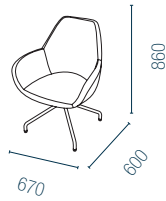
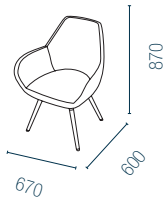
A9
English
green

E5
Light grey

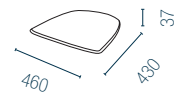
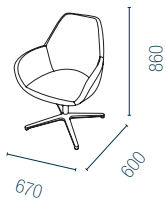
E6
Brick red

Overview

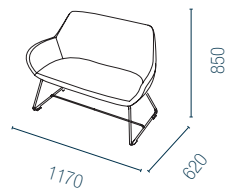
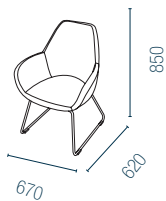
4 wooden legs **Spider leg base** **Central stem circular base**



Central stem cruciform base **5-point star base with castors** **Cushion pad**



Sled base (1-person armchair) **Sled base (2-person sofa)**



SYNERGY fabric Cat. C



Q1
Mottled light beige



Q2
Mottled brown



Q3
Mottled smoke grey



Q4
Mottled graphite grey



Q6
Mottled coral



Q7
Mottled salmon



G1
Mottled dark blue



G3
Dark celadon



G4
Aqua



White contrasting topstitching on black coverings (TS, A6, F3).
Black contrasting topstitching on all other colour coverings.

PRICE P. 13
Details and availability
VIEW ALL RESOURCES ONLINE





Low tables

LOW TABLES IN ALL SHAPES AND SIZES

With so many options to choose from, you're sure to find a low table to suit your requirements – classic, minimalist or contemporary; wood or metal; tables for working, tables for coffee breaks... which will you pick?



Margot 

H. 35 x W. 100 x D. 50 cm



H. 35 x W. 50 x D. 50 cm



Zelie 

H. 43 x W. 90 x D. 50 cm



H. 43 Ø67 cm



H. 63 x W. 40 x D. 32 cm



H. 63 x W. 56 x D. 34 cm



Made
in France



Star



H. 45 x W. 60 x D. 60 cm



H. 48 Ø 60 cm



Evasion



H. 45 Ø 75 cm

PRICE P. 14
Details and availability
**VIEW ALL RESOURCES
ONLINE**





Suzy

NEW

CÔME lounge seats p. 40

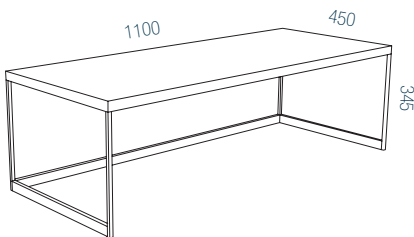
PRACTICAL AND MODERN

SUZY complements all types of furnishings styles thanks to its many colour combinations, which blend in perfectly with modern working environments. Modular and practical, it is equally suited to reception areas and informal work areas. The tables can be nested to optimise space and re-arranged at will, and take up very little space when stored.

Overview

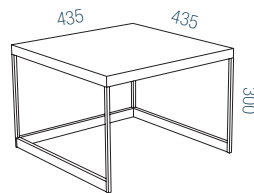
Rectangular table top

H. 34.5 cm



Square table top

H. 30 cm



Made in France





Strengths



Use in nesting mode

Two heights are available, so the tables can be nested

Modern design

The slim frames, straight tops and two-tone finishes bring a modern touch to the workplace

Multi-purpose

A versatile solution for reception areas, executive offices, lounges and informal areas



Zooms



Straight lines



Slim frame

Shade card

Wood/Metal


Top/frame



MGZO




R1ZO



R1ZP



R9ZP



N5ZC



R6SC



R6Z9




R7ZG




R8Z8




N6SU



N8ST



R3ZP



RKZP

PRICE P. 14

Details and availability

[VIEW ALL RESOURCES ONLINE](#)





Greta

ELEGANT, PRACTICAL RECEPTION COUNTERS

The GRETA range includes a wide variety of modules and matching storage units and is suitable for all kinds of reception areas. The front and side panels are available in several tasteful finishes.

Made
in France





ELLIOTT office chairs, p. 234 - MARGOT lounge seats and low tables, p. 34/46

The counter tops and storage units have scalloped edges to allow for discreet cable management.



Strengths



Decorative panels

White melamine base with decorative panels in matching finish to the counter top (side panels included; front panels optional)



DDA module

Compliant with the Disability Discrimination Act



Matching storage units

Top pre-drilled for optional cable port
Lockable sliding door
Option: suspension file drawer



Zooms



User-friendly

Worktop with scalloped edge for monitors up to 21 inches



Decorative front panel

With bag rest



Discreet cable management

Scalloped edge in the lower part of the storage units



ELIOTT office chairs, p. 234

Options



^ **LED backlighting**

Optional white/colour LED kit to install behind the front panel



^ **Drawer**


For suspension files (optional)



ELLIOTT office chairs, p. 234

 **Configuration ideas**

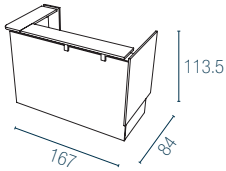


 **Create a 2-sided reception counter**
With a corner module and front panels with bag rests

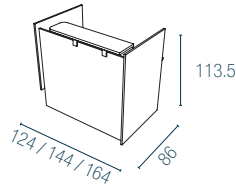
Overview

High modules

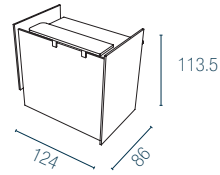
Corner module
Seated position
Worktop height: 73.5 cm



Straight modules
Seated position
Worktop height: 73.5 cm

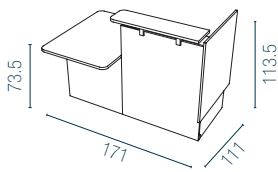


Standing position
Worktop height: 95 cm

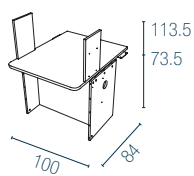


DDA* modules

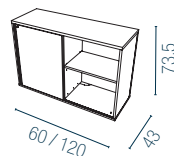
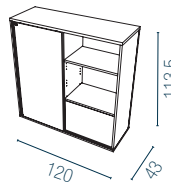
Seated/standing position



Seated position



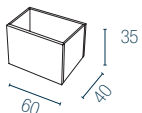
Storage units



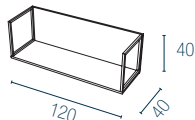
* Compliant with the Disability Discrimination Act

Options

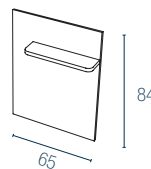
Drawer



Shelf: free-standing or wall-mounted




Decorative front panel



Shade card


Melamine

Counter base (thk 25 mm)
Shell of storage units (thk 19 mm)




MG

Front and side panels (thk 19 mm)



MG




N5




R9




R6




N8*




RZ




R1



R5



R3




N6

* Plywood edge banding



Cater for all visitors

Place a DDA module at either end of the counter to accommodate both standing and seated visitors



Keep it private

Configure your reception area as a closed counter to maintain confidentiality while showing off a tidy space

PRICE P. 15

Details and availability

VIEW ALL RESOURCES ONLINE





Guest

A RECEPTION AREA THAT'S TRULY YOU

GUEST is an ultra-customisable range of reception counters.

Made
in France



PEFC
PEFC/07-32-197





LUTZ 2 sit/stand desks, p.110 - OSCAR 2 office desks, p. 228 - ANOUK lounge seats, p. 28 - SUZY low tables, p. 48 - GRETA storage units, p. 50

Thanks to the different modules and large choice of finishes and effects, with GUEST you can create a unique reception area.



Strengths



Decorative

Structural base in white melamine, with optional decorative accessories



Multiple layout options to suit different uses

4 modules that can be combined in different ways



Optimised for user comfort

Intermediate legs positioned to maximise leg room



Cladding




Wood-effect or plain melamine



Perforated metal – diagonal pattern



Perforated metal – leaf pattern



Perforated metal – dot pattern



Decorative accessories



Plain metal counter-top shelf



Counter-top shelf with lettering + optional white/coloured LED backlighting



MARGOT lounge seats, p. 34

Cable management



^ **Cable ports as standard**
(except on DDA modules)



^ **With or without scalloped edge**
For monitors up to 22 inches



^ **Metal cable trough**
For cable routing (optional)



Configuration ideas



Closed counter

Put 2 corner modules (right & left) either side of a high module for extra privacy and a tidy appearance at all times



Open-ended counter

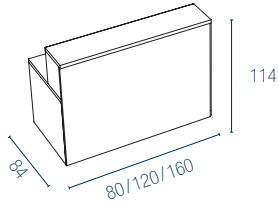
Place a DDA module at the end of the counter or between 2 high modules so guests can sit or stand

Overview

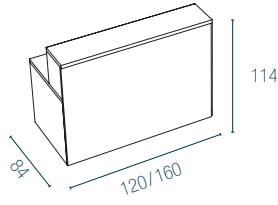
Modules

High modules

Standard worktops with 2 square cable ports

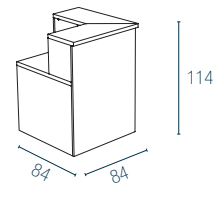


Worktops with a scalloped edge + pre-drilled holes for optional cable ports

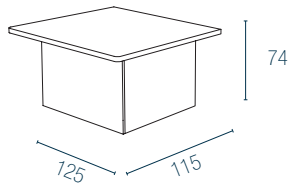
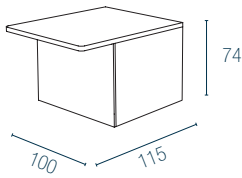


Corner modules

90° right or left



DDA modules




Extra-large counter

Combine several modules to create one long counter


Shade card

Melamine


Worktops (thk 30 mm)



MG




R1



N6

Melamine

Claddings (thk 19mm)



MG




N5



R9




R6




N8*




RZ




R1



R5



R3



N6

* Plywood edge banding

Metal

Cladding



SO



SA



SC



SG

PRICE P. 18

Details and availability

VIEW ALL RESOURCES ONLINE



Evasion



Contemporary design
with a beech plywood structure

Seats and magazine
shelf can be positioned
according to preference

Brushed aluminium
base

Seats set forward in relation
to rear legs
Prevents scuffing of the wall

Shade card

Beech plywood

Seats



VK
White



VM
Black

Metal

Crossbeam



SB
Aluminium



SG
Black

PRICE P. 21

Details and availability

**VIEW ALL RESOURCES
ONLINE**



Made
in France



Rosalie



Practical seats

Generous, comfortable seats that are easy to clean

Made in France



Seats and magazine shelf can be positioned according to preference

Seats set forward in relation to rear legs

Prevents scuffing of the wall

Shade card

Polypropylene

Seats



PS
Cream



PQ
Grey



PJ
Yellow



PR
Black

Metal

Crossbeam



SB
Aluminium



SG
Black

PRICE P. 21

Details and availability

VIEW ALL RESOURCES ONLINE



Sosi



Easy-clean, hard-wearing shell

Metal seat & backrest



Seats and magazine shelf can be positioned according to preference

Fixings for securing to the floor available on request

Contact us for details

Shade card

Metal

Crossbeam



SB
Aluminium



SG
Black

PRICE P. 21

Details and availability

VIEW ALL RESOURCES ONLINE





Workspaces





Executive desks



Rio

Page 68 ›

.....



Kara NEW

Page 70 ›

.....



Robin NEW

Page 76 ›

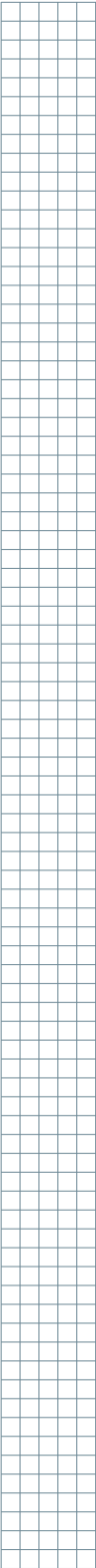
.....



Karl

Page 80 ›

.....





Rio

GABIN office chairs, p. 232 - ISABEL chairs, p. 243

TIMELESS DESIGN

With its simple, modern design, RIO can be used to create managerial workstations in both open and closed offices. In its return cabinet version, it offers secure, easy-access storage.



Structural return unit
Easy access thanks to slightly recessed cabinet



Secure storage
Secure sliding door (right or left)



Discreet cable management
Casing to be clipped onto the leg to route the cables

Made in France



Strengths



Elegant workspaces
Light, airy feel thanks to the raised worktop

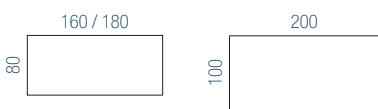
Timeless design
Bridge legs with rectangular cross-section (60 x 30 mm)

Customisable
Modesty panel (optional)

Cable management options
Openings for cable ports or a top-access module

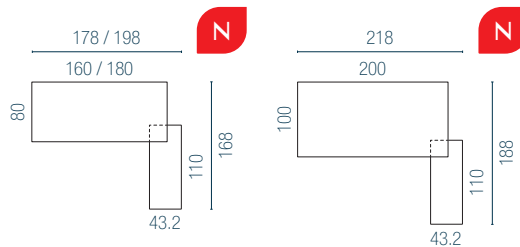
Overview

Individual desks

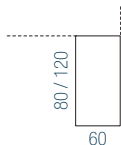


Desks with a structural return unit

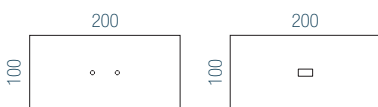
(Available in right- or left-hand return version)



Returns



Meeting tables




Coordinating shared desks are available in the CONECT range, p. 90

Shade card

Melamine

Worktops (thk 25 mm)




MG

N5




R9




N8




RZ




R1




R5



R3




N6



RK

Metal

Legs



SO

SA



SC

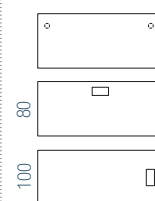


SG



Cable management

Desks



PRICE P.24

Details and availability

VIEW ALL RESOURCES ONLINE





Kara

NEW

OPTIMISE YOUR WORK AREA WITH ELEGANCE

KARA stands out for its timeless lines. The different layouts offer storage, a large work surface and optimised cable management.

Made
in France





ATTITUD office chairs, p. 237 - LOUIS chairs, p. 244 - ELOISE tables, p. 210

Coordinated storage units complete the arrangement for a seamless look. KARA, a complete range that brings character to your executive spaces.



Strengths



Sophisticated & timeless

Straight lines and a thick worktop give character to executive areas



A full and varied range

Multiple configurations complemented by coordinated storage units



Discreet, optimised cable management

Cable ports and/or top-access module



Zooms



Spacer between worktop and leg

Black, for a distinctive look in the office



Horizontal cable management

Black metal cable duct W. 120 cm to be fixed under the main worktop and/or the return worktop



Vertical cable management

Removable casing H. 55 cm in black metal to be positioned on the leg



SEVEN office chairs, p. 238 - CL09 floor lamps, p. 272 - CHAMPI lamps p. 272



^
3-drawer pedestal

Selective drawer opening
Lock for secure storage
Black metal handles



^
Return worktop

Pre-drilled holes for cable ports
Possibility of adding a cable duct
and casing (black)



^
Return unit with storage

Secure sliding door
2 recesses and 3 closed drawers,
including 1 for suspension files



SEVEN office chairs and chairs, p. 238 - CHAMPI lamps p. 272

Configuration ideas



With a 3-drawer pedestal for secure storage



With a return worktop to make your work surface larger




With a return cabinet for easy-access storage and an optimised work surface

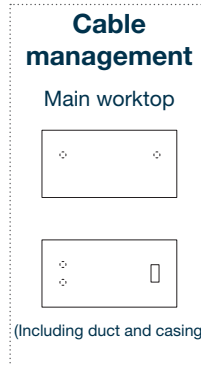
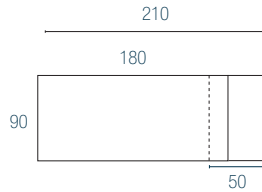
Desks

The 3-drawer pedestal, structural return and storage unit can be positioned to the right or left of the main worktop.

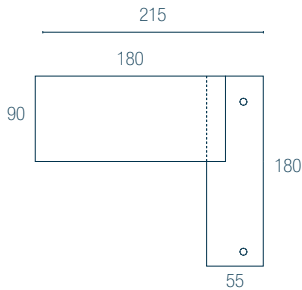
Individual desks



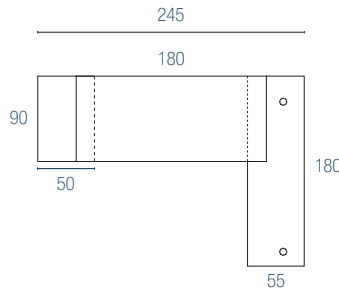
Desks with 3-drawer pedestal



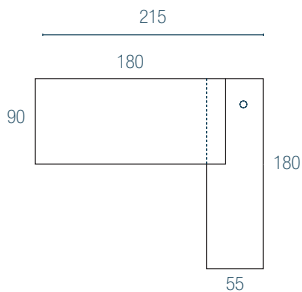
Desks with return worktop



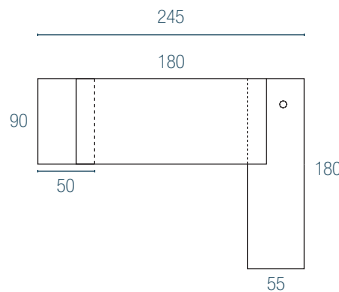
Desks with return worktop and 3-drawer pedestal



Desks with storage unit

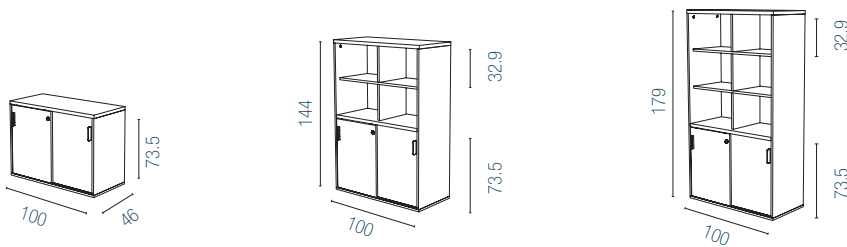


Desks with storage unit and 3-drawer pedestal



Storage space

Cupboards with 2 lockable sliding doors, with or without open storage compartment (1 compartment = 1 Lever arch file height). Black back panel.




For even more storage options, see MELINA p.132

Shade card

Melamine

Table tops and legs (thk 30 mm), pedestals, returns, storage units and cupboards



PRICE P.26
Details and availability

VIEW ALL RESOURCES ONLINE





Robin

NEW

SMOOTH, MODERN LINES

The ROBIN desk range is instantly recognisable thanks to its elegant wooden legs. The modern, Scandi-inspired design adds natural style and warmth to any workspace.

Made
in France





ATTITUD office chairs, p. 237 - SCOTT chairs, p. 250 - GRETA storage units, p. 50 - AVA lamps p. 272

ROBIN offers a wide range of solutions for different uses. Available as a single desk or a large format desk that's perfect for meetings, with or without storage, it's the ideal choice for furnishing your workspaces.



ATTITUD office chairs, p. 237 - LOUIS chairs, p. 244 - CHAMPI lamps p. 272

 **2 cabinet positions**



^
Offset from the worktop



^
Aligned with the worktop

 **Option**



^
Suspension file drawer
Melamine front
Push-release opening mechanism



Strengths



Elegant, modern lines

Solid beech legs with rounded lines enhanced by a discreet metal plate

Secure storage

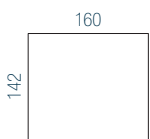
Sliding door with lock

Optimised cable management

Cable ports or top-access module
Cable grommet in the structural storage unit

Overview

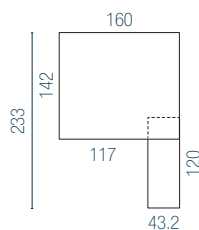
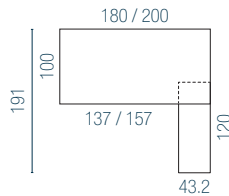
Individual desks



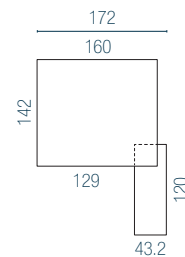
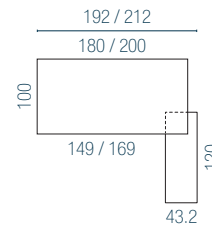
Desks with structural return unit

(Return can sit to the left or right side of the desk)

Aligned



Offset

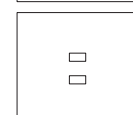


Cable management

Desks D. 100




Desks D. 142




Shade card

Melamine

Worktops (thk 25 mm), shell of storage units (sliding door in matching finish to worktop)




MG



N5




R9




R1

Metal

Plate on legs
(Door handle in matching finish)



SO




ZC



SG

Solid wood

Legs



MS

PRICE P. 30

Details and availability

VIEW ALL RESOURCES ONLINE



The ROBIN range also includes shared desks p. 100 and meeting tables p. 170



Karl

SMART, ELEGANT DESKS FOR SOPHISTICATED WORKSPACES

The clean lines, elegant style and fine materials of the KARL range will add a touch of sophistication to any executive office. Its solid oak legs and contrasting worktop create a bold, unique style.

Made
in France





LEON office chairs, p. 230 - SCOTT chairs, p. 250 - CHAMPI lamps p. 272

A square meeting table can be added for meetings and team briefings.



LEON office chairs, p. 230 - CHAMPI lamps p. 272

 **Zooms**



 **Integrated cable management**

Cable management integrated into the leg (for worktops with a top-access module)

 **Option**



 **Soft-closing top-access module**

Cover coordinated with the worktop (except RK top-access module in black)



 **Metal drawer**

With separate compartments and a lock



Strengths



Elegant spaces

Soft shapes combined with fine materials (solid oak legs and handles)



Matching furniture

Choice of credenza or bookcase, available in 2 widths



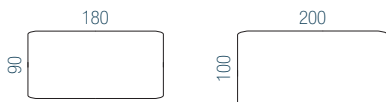
Customisable

Metal modesty panel and drawer (optional)

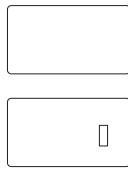


Overview

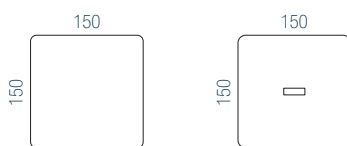
Individual desks



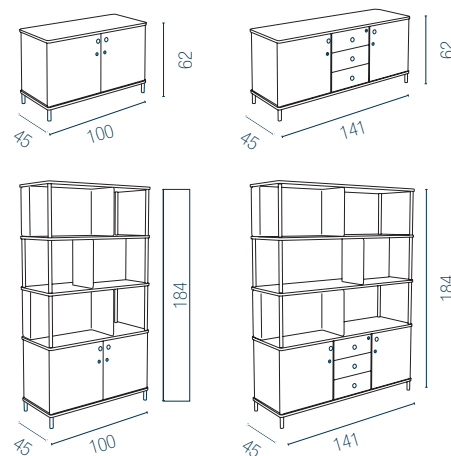
Cable management Desks



Tables



Storage units




Shade card

Desks/tables

Melamine

Worktops (thk 25 mm), top of credenzas



Metal/wood


Structure/legs



Storage units

Melamine

Top and shelves (thk 19 mm)



Melamine/Metal

Body/structure, doors and drawers



PRICE P.31

Details and availability

VIEW ALL RESOURCES ONLINE



The KARL range also includes meeting tables p.172

Shared desks & partitioning



Ariel

Page 86 ›

.....



Conect

Page 90 ›

.....



4 Line

Page 96 ›

.....



Robin NEW

Page 100 ›

.....



Forstyl

Page 104 ›

.....



Idol

Page 106 ›

.....



Lutz 2

Page 110 ›

.....



Axel 2

Page 114 ›

.....



Twins

Page 120 ›

.....



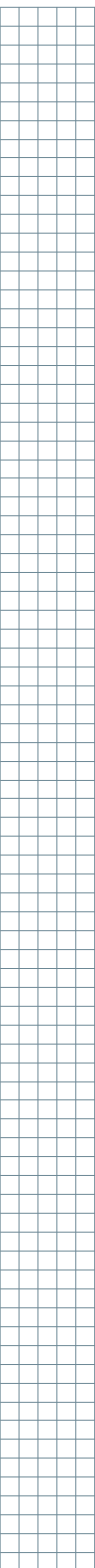
Solange

Page 122 ›

.....



Scan the code for our tips on maintaining good posture at work





Arial

THE DESK FOR AGILE WORKSPACES

ARIAL desks, with their timeless design and wide choice, are equally suited to work, meeting and training spaces.



Only for desks with 25 mm worktops, with height-adjustable or fixed-height legs without castors - Excluding R9 finish



OSCAR 2 office chairs, p. 228 - SOLANGE desktop and free-standing screens, p. 122 - MARTIN mobile multimedia wall p. 192

The castor-mounted versions provide even more flexibility, allowing users to quickly re-organise a room for different activities.



LEON office chairs, p. 230 - SOLANGE desktop and free-standing screens, p. 122 - GUSTAVE Tower, p. 138 - Open storage box, p. 135

 **2 types of leg design**



 **Bridge legs**

For individual and shared-structure desks
 Fixed height: H. 73.5 cm
 Height-adjustable: H. 62 to 86 cm



 **Mobile bridge legs**

For individual desk only
 Fixed height 73.5 cm
 Black castors with brakes, suitable for all floor types

 **Option**



 **Magnetic cable housing**

Clips onto the leg for vertical cable routing



Strengths



Minimalist design

Simple lines
Square section bridge legs
(50x50/45x45 mm)



Versatile

Multiple versions to suit any workspace, meeting room or training (see ARIAL meeting tables, p. 164)



Cable management

Cable ports, scalloped edge, or top-access module



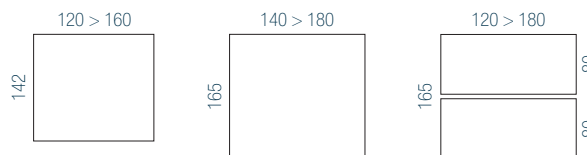
Overview

Individual desks

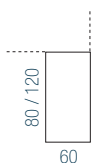


Castor-mounted version available
19 mm thick worktop only for desks D. 80 x 140/160 cm

Shared-structure desks



Returns



The ARIAL range also includes meeting tables p.164

Shade card

Melamine

Worktops (thk 19 mm* or 25 mm)




MG



N5




R9




N8




RZ




R1



R5



R3




N6


* The 19 mm worktops are only available in finishes R1 and MG

Metal

Legs



SO



SA



SC




SG



More choices available



Cable management



Thk. 25 mm

PRICE P. 34

Details and availability

VIEW ALL RESOURCES ONLINE





Conect

THE PERFECT DESK FOR SHARED WORKSPACES

Bridge legs base with clean lines and a slightly raised worktop for a more ethereal design... CONECT brings lightness to the workplace.

Made in France



ELIOTT office chairs, p. 234 - SOLANGE desktop screens, p. 122 - ELISA high tables p. 214 - ZELIE seats and low tables, p. 22/46 - CAMILLE lockers, p. 146

The one-piece structure makes this the perfect desk for shared desks, and the starter/add-on system allows any number of CONECT desks to be joined together as required.



Strengths



Timeless design

One-piece bridge legs with rectangular section (60 x 30 mm)



Clean lines

Raised worktop to create a light, airy feel



Cable management

Cable ports, scalloped edge, or top-access module



2 types of bridge legs



Fixed-height

H. 73.5 cm



Height-adjustable

H. 62 to 86 cm



Option



Clip-on cable casing

Allows cables to be routed down the leg



ELLIOTT office chairs, p. 234 - SOLANGE desktop and free-standing screens, p. 122 - ZELIE seats and low tables, p. 22/46 - JAMES easy-reach storage units, p. 140 - NEO floor lamps, p. 272 - CL02 lamp, p. 272



GABIN office chairs, p. 232 - SOLANGE desktop screens, p. 122

Configuration ideas



Work

Maximise the work surface by placing a structural pedestal below the return

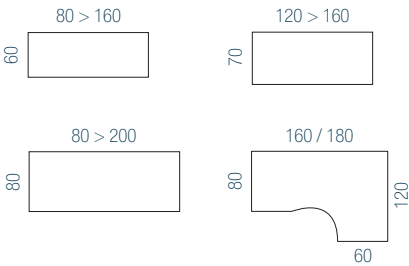


Storage

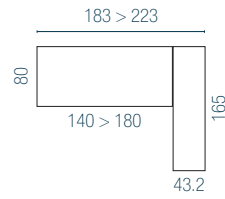
Positioned on the right or left, in a single-access or dual-access version, the easy-reach storage unit provides both storage and a return surface

Overview

Individual desks

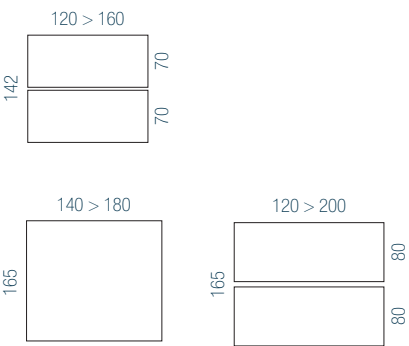


Individual desks with storage units

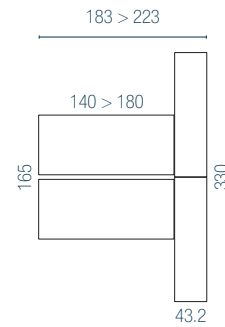


Shared-structure desks

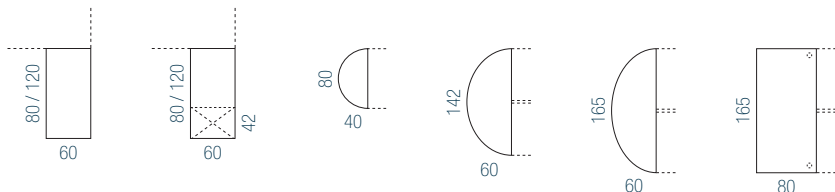
Available with fixed or sliding worktop



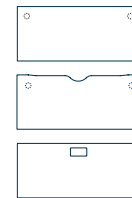
Shared-structure desks with storage units



Returns and extensions




Cable management



Shade card

Melamine

Worktops (thk 25 mm)




MG

N5




R9




N8




RZ




R1



R5




R3




N6

Metal

Legs



SO



SA



SC



SG



More choices available



Teamwork

In clusters of 2, 4 or more, CONECT structures workspaces to encourage discussion and concentration



Meetings

Create a large work surface by adding extensions to a shared-structure desk with a single worktop

PRICE P. 36

Details and availability

VIEW ALL RESOURCES ONLINE





4 Line

CLEVER & STYLISH

4 LINE offers simple, effective furnishing solutions. With tapered triangular legs and a top with rounded corners, 4 LINE desks add a modern, aesthetic touch to your workspaces.





GABIN office chairs, p. 232 - SOLANGE desktop and free-standing screens, p. 122 - SCOTT chairs, p. 250 - ARMAND cupboards, p. 142

A removable clip-on cable casing ensures discreet vertical cable management. Two worktops can be joined using a shared leg for a sleek, uncluttered look.



GABIN office chairs, p. 232 - SOLANGE desktop screens, p. 122 - LEO tower, p. 136

3 types of leg design



^
Fixed legs
H. 74 cm



^
Fixed legs with cable casing
H. 74 cm
Removable casing for routing cables



^
Height-adjustable legs with cable casing
H. 64 to 86 cm with removable casing



Strengths



Multiple arrangements

Individual desks or clusters of 2, 3, 4 or more with shared legs, and a choice of worktop shapes



Customisable

Add returns and storage pedestals to increase your work surface and storage space



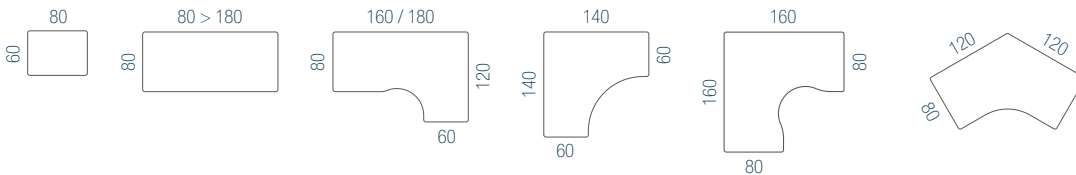
Optimum cable management

Horizontal (cable ports or top-access module) and vertical (removable clip-on casing) cable management solutions



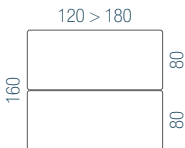
Overview

Individual desks

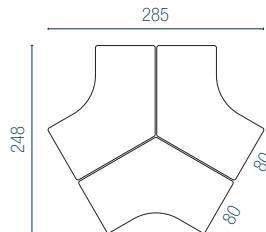
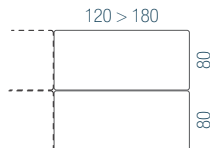


Shared-structure desks

Starter



Add-on



Cable management

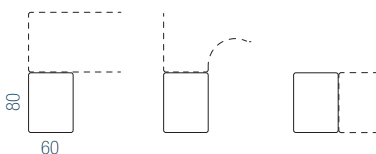


Structural cable trough included for W. 160 and 180 cm



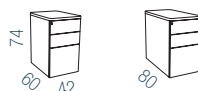
Structural cable trough included for all widths

Returns

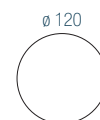


Pedestals

Melamine top




Meeting tables




Shade card

Melamine

Worktops (thk 30 mm), pedestal tops




MG



R1



R3




N6

Metal

Legs, pedestals



SO



SA



SC



SG



More choices available

PRICE P. 40

Details and availability

VIEW ALL RESOURCES ONLINE





Robin

NEW

SMOOTH, MODERN LINES

The ROBIN desk range is instantly recognisable thanks to its elegant wooden legs. The modern, Scandi-inspired design adds natural style and warmth to any workspace.

Made
in France





ELIOTT office chairs, p. 234 - SOLANGE desktop screens, p. 122 - SOFIA stool p. 264 - CHATBOX acoustic pods, p. 198 - CAMILLE lockers, p. 146

ROBIN offers complete and versatile solutions for managerial, co-working and meeting spaces. The same type of legs are used across the range, for a perfectly coordinated set-up.



ATTITUD executive chairs, p. 237 - OSCAR 2 office chairs, p. 228 - SOLANGE desktop screens, p. 122 - ZELIE foot stools, p. 22 - AVA lamp, p. 272

 **Zooms**



^ **Solid wood legs**
Solid beech legs enhanced by a discreet metal plate



^ **Shared leg version**
Used to join 2 worktops (starter/add-on, or returns and extensions)

Strengths



Elegant, modern lines

Solid wood legs with rounded lines to bring softness to workspaces

Versatile


Available in a range of sizes and formats: individual or shared desks, with return or extension

Cable management

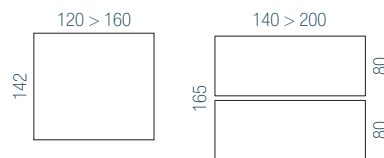
Cable ports or top-access module

Overview

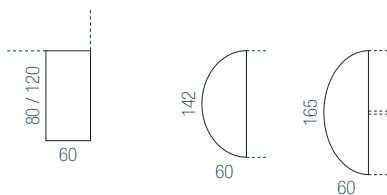
Individual desks



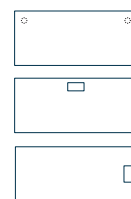
Shared-structure desks



Returns and extensions



Cable management




Only for worktops D.100 cm

Shade card



Melamine

Worktops (thk 25 mm)



Metal

Metal plate



Wood

Legs



PRICE P. 44

Details and availability

VIEW ALL RESOURCES ONLINE



The ROBIN range also includes an executive desks p. 76 and meeting tables p. 170



Forstyl

OSCAR 2 office chairs, p. 228 -AURA lamp, p. 272

Zooms



Desk H. 73.5 cm

Grey spacers between the worktop and the panel leg for an open, airy effect



Compact return unit

2 lockable sliding doors, 1 alcove, grey metal handles

Made in France





Strengths



Simple finishes

Single-colour desk with a touches of grey

A range of formats

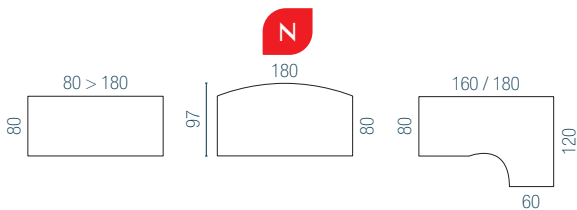
Standalone desks or desks with storage units; straight and curved worktops

Optimised cable management

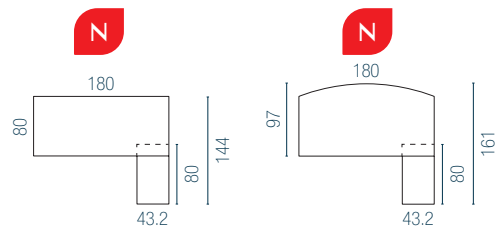
Pre-drilled holes for cable ports (optional)
Modesty panel drilled on both sides to allow cable routing

Overview

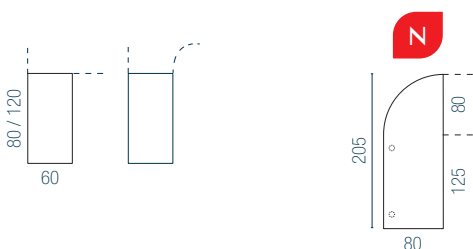
Individual desks



Desks with supporting storage



Returns & extensions



Cable management




Shade card

Melamine


Worktops, panel legs and modesty panel (thk 25 mm)




MG



R1



R3



N6

Metal

Structural storage unit



SA

PRICE P. 46

Details and availability

[VIEW ALL RESOURCES ONLINE](#)





Idol

GABIN office chairs, p. 232 - SOLANGE desktop screens, p. 122 - Metal pedestals, p. 130

VERSATILE FURNISHING SOLUTIONS

Thanks to a choice of legs and worktops, IDOL is perfect for creating varied layouts. Available with I-shaped or L-shaped legs, giving the user plenty of space under the desk. The optional clip-on cable housing adds a decorative touch while also concealing any cables that are routed along the legs.





Strengths



Choice of legs

I-shaped or L-shaped to create more space under the worktop



Multiple worktops

Standard worktops plus asymmetrical and symmetrical compact worktops, giving lots of layout possibilities



2 structure models

Structural modesty panel or crossbeam



3 types of leg design



I-shaped, fixed-height

H. 73.5 cm

Optional cable housing available



L-shaped, fixed-height

H. 73.5 cm

Optional cable housing available



I-shaped, height-adjustable

H. 62 to 86 cm

Cable housing included



LEON office chairs, p. 230 - SOLANGE desktop screens, p. 122 - ZÉLIE foot stool, p. 22

Configuration ideas



↑
Increase your work surface with returns and extensions




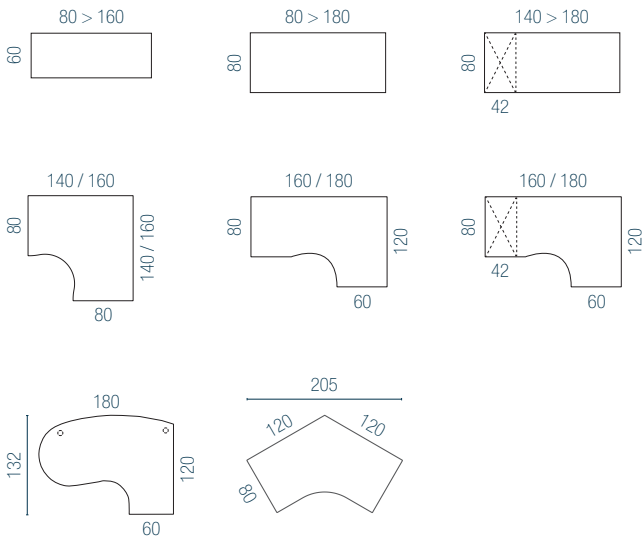
↑
Replace the legs with a structural pedestal for extra storage space



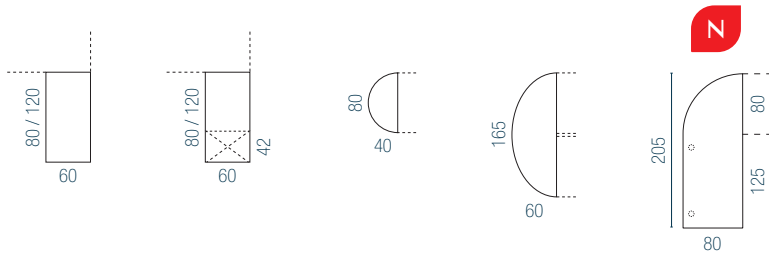
↑
Create a cluster of three desks for a practical, welcoming workspace

Overview

Individual desks



Returns & extensions



Zooms











Decorative cable housing
Conceals cables routed along the legs






Modesty panel
Part of the structure on versions with L-shaped legs; optional on versions with I-shaped legs

Shade card

Melamine
Worktops (thk 25 mm)

-  **MG**
-  **N5**
-  **N8**
-  **RZ**
-  **R1**
-  **R5**
-  **R3**
-  **N6**

Metal
Legs, cable housings

-  **SO**
-  **SA**
-  **SC**

PRICE P. 47
Details and availability

VIEW ALL RESOURCES ONLINE





Lutz 2

THE AFFORDABLE SIT-STAND DESK

An individual electric sit-stand desk with an affordable price tag, making it easier than ever to change positions and avoid sitting for long periods.





OPUS office chairs, p. 233 - SOLANGE desktop screens, p. 122 - ANOUK lounge seats, p. 28 - ZELIE low tables, p.46 - Metal pedestals, p. 130 - CL05 floor lamps, p. 272

The desk has a handy control panel with a memory function and a built-in USB-A/C charger. There is also an alarm function so the user can schedule reminders to change position.



ELIOTT office chairs, p. 234 - CAMILLE lockers, p. 146

Zoom



Electric drive

Height adjustable from 71.5 to 117.5 cm
3-position memory function
Built-in USB charger (A & C)
Alarm for scheduling reminders

Options



Discreet castors

With brakes, dia. 40 mm (suitable for all floor types)



Extendable vertical cable channel



Strengths



Stylish

Rounded base with stabiliser feet

Safe

Built-in anti-collision system

1 motor

2 telescopic shafts, square section

Cable management

Cable ports, scalloped edge or top-access module (option)



Option



Magnetic cable housing



Overview


Worktops thk 19 mm




Worktops thk 25 mm



Cable management



Thk. 19 mm




Thk. 25 mm


Shade card

Melamine

Worktops (thk 19 mm* or 25 mm)




MG



N5




R9




N8




RZ




R1



R5



R3



N6

* The 19 mm worktops are only available in finishes R1 and MG

Metal

Legs



SO



Z4



SG

PRICE LIST P. 50

Details & availability

VIEW ALL RESOURCES ONLINE





Axel 2

THE DESK THAT MAKES YOU FEEL GOOD

The AXEL 2 desk boosts employee wellbeing by encouraging users to avoid prolonged sitting and adjust their working position throughout the day. It's an ideal ergonomic solution for private offices, shared workspaces and meeting rooms alike.





OSCAR 2 office chairs, p. 228 - MARTIN mobile multimedia wall, p. 192 - NOMAD meeting table, p. 186

Available with either an electric drive or a manual crank, AXEL 2 provides a complete range of desks and meeting tables designed to adapt to every situation and encourage movement throughout the workday.



OPUS office chairs, p. 233 - SOLANGE desktop screens, p. 122 - MARGOT lounge seats p. 34 - ARMAND cupboards, p. 142

Options



Mobile

Discreet castors with brakes, dia. 40 mm (suitable for all floor types)
Stabiliser feet on the fixed-height versions



Fabric-covered desktop screens

Acoustic or non-acoustic



Cable management

Cable routing (extendable vertical cable channel or magnetic cable housing)
Built-in cable trough on shared-structure desks



Strengths



For any setting

A wide range of desks and tables to suit private offices, shared workspaces and meeting rooms



Safe

Built-in anti-collision technology (for the electric version)



Powerful electric drive

Twin-drive system (3 telescopic shafts on each side)



Customisable

Multiple cable management solutions
Optional desktop screens available



Choice of adjustment mechanism



Manual crank

Height adjustable from 71.5 to 115.5 cm
Crank retracts below the worktop
Graduated notches on the leg (1 cm intervals)



Electric drive

Height adjustable from 65 to 130 cm
2-position memory (up to 4 users)
Built-in USB charger (A & C)
Alarm for scheduling reminders to change position
Bluetooth application



LEON office chairs, p. 230 - SOLANGE desktop screens, p. 122

Configuration ideas



Individual desk

Whether arranged individually or in pairs, the AXEL 2 desks encourage users to adjust their working position



Desk with return

The AXEL 2 range includes desks with returns for a larger work surface For an optimized work surface

Overview

Individual desks

Individual desk configurations and cable management options:

- Rectangular desk: 120 > 160, height 70
- Rectangular desk: 120 > 200, height 80
- Rectangular desk: 180 > 200, height 90
- Rectangular desk: 140 > 200, height 80, depth 60, total length 160/200
- Rectangular desk: 200, height 100
- Trapezoidal desk: top width 120, bottom width 80, height 80

Cable management options:

- Soft-closing one-way top-access module

Shared-structure desks

Shared-structure desk configuration: 120 > 200, height 80, depth 166.5

Desktop screens

For shared-structure desks:

- Acoustic**: 120 > 180, height 70
- Non-acoustic**: 120 > 180, height 70

See p. 122/124 for desktop screens for individual desks

Meeting tables

Meeting table configurations and cable management options:

- Rectangular table: 200, height 100
- Rectangular table: 240, height 120
- Rectangular table: 200, height 100

Cable management options:

- Dual-hinged top-access module



Shared-structure desk
The duo version can be used in open-plan workspaces to encourage communication while leaving each user free to choose their working position



Meeting table
Choose from several sizes and shapes to create a dynamic setting for meetings

Shade card

Melamine
Worktops (thk 25 mm)

MG	N5
R9	
N8	RZ
R1	R5
R3	N6

Metal
Legs

SO	Z4
SG	

Fabric
Screens

- Cat. A** BONDAĪ
- Cat. B** STEP MELANGE CHILI
- Cat. D** FENICE CYBER (acoustic screens only)

PRICE LIST P. 51
Details & availability

VIEW ALL RESOURCES ONLINE





Twins

Desks ARIAL, p. 86 - Metal pedestals p. 130

CUSTOMISABLE AND AFFORDABLE

The TWINS screens combine durability and aesthetic appeal. Available in melamine or with a fabric covering, they offer an elegant and affordable way of personalising workspaces

Made
in France



PEFC
PEFC/07-32-197





Strengths



Recycled

Panels made from production rejects and offcuts (fabric-covered versions only)



Practical

Rail-mounted accessories (letter tray, pencil cup)



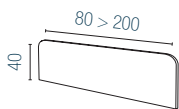
Choice of material

Melamine or fabric



Overview

Desktop screens



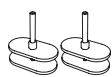
Free-standing screens



Fixing clamps - Compatible with worktops of thickness 19 to 30 mm



For frontal attachment on individual desks



For frontal attachment on individual desks in face-to-face or bench configuration



Bolt-through attachment for bench desks with a single worktop

Shade card

Melamine

Desktop screens (thk 19 mm), free-standing screens (thk 25 mm)



MG




N5



R6



R9



N8




RZ




R1



R5



R3



N6

Fabric

Desktop screens and free-standing screens (thk 25 mm)



Cat. A
BONDÁI




Cat. B
STEP
STEP MELANGE
CHILI



Cat. D
FENICE

Metal

Clamps, feet, rails, accessories



SO



SA



SC



SG

PRICE P.56

Details and availability

VIEW ALL RESOURCES ONLINE





Solange

PRIVACY FOR ALL

The SOLANGE desktop screens and free-standing screens elegantly break up larger workspaces to reduce noise and promote concentration.

Made
in France






CONNECT desks, p. 90 - LEON office chairs, p. 230

Thanks to the clever tool-free linking system, multiple screens can be connected together, so workspaces can be re-arranged as required.



Strengths



Versatile

Different models for different uses: frontal or lateral, movable or desk-mounted



Practical

Accessories can easily be repositioned



Soundproof

Absorbs approximately 50% of ambient noise



Recycled and durable

The desktop screens (H. 40 and 50 cm) have a core made from recycled mattress foam



Zooms



Screw-on knobs

Functional and stylish, for attaching an accessory rail



Movable version

The screen can be moved and turned whenever necessary



Strengths



Convenient

A single connection kit can link together 2, 3 or 4 screens, without tools



Rounded corners

For a contemporary look



Static or mobile

Castors suitable for all floor types



Choice of model

Acoustic or non-acoustic



Options



Connection kit

To link free-standing screens or desktop screens together



Whiteboard

Attaches to a free-standing screen and includes a built-in pen tray



 **Configuration ideas**



Free up work surfaces

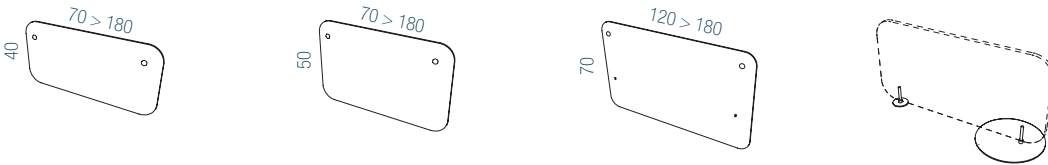
Each employee can choose their own accessories



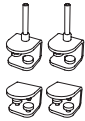
The desktop screen in H. 70 cm functions simultaneously as a modesty panel

Overview

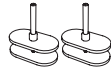
Desktop screens



Fixing clamps - Compatible with worktops of thickness 19 to 30 mm



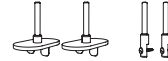
For frontal attachment on individual desks



For frontal attachment on individual desks in face-to-face or bench configuration

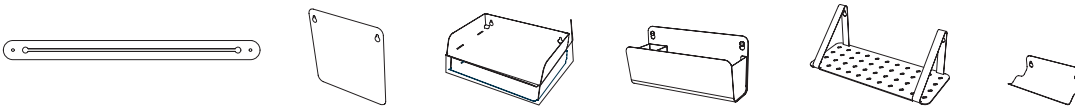


Bolt-through attachment for bench desks with a single worktop

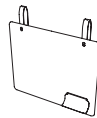
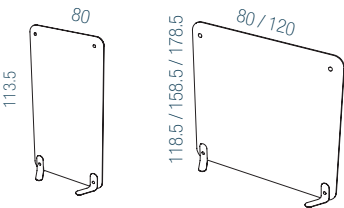


Lateral attachment between desks or at desk ends

Rails and accessories



Free-standing screens | Accessories | Connection kit



Whiteboard with pen tray and metal clamps



Feet for free-standing screens (single or multiple screens): fixed or on castors



Break up large spaces

Re-arrange the screens as often as necessary

Shade card

Fabric

Desktop screens and free-standing screens (thk 47 mm)



Cat. A
Bondai



Cat. B
Step
Step melange
Chili



Cat. D
Fenice
Cyber

Metal

Clamps, feet, rails, accessories



SO



SA



SC



SG

PRICE P.58

Details and availability

VIEW ALL RESOURCES ONLINE



Storage



Metal pedestals

Page 130 ›

.....



Melina

Page 132 ›

.....



Economy melamine pedestals

Page 134 ›

.....



Open storage box

Page 134 ›

.....



Leo NEW

Page 136 ›

.....



Gustave

Page 138 ›

.....



James

Page 140 ›

.....



Armand

Page 142 ›

.....



Camille

Page 146 ›

.....



Navert

Page 150 ›

.....



Ariv

Page 152 ›

.....



Self-assembly cupboards

Page 154 ›

.....



Filing cabinets

Page 155 ›

.....



Shelving

Page 156 ›

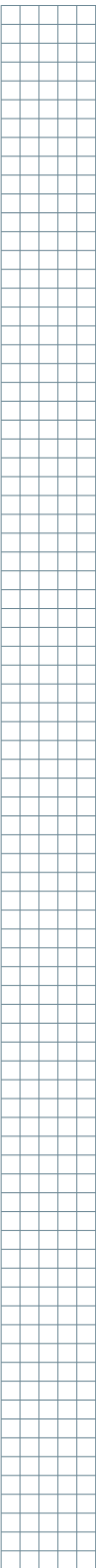
.....



Lockers

Page 158 ›

.....





CONNECT desks, p. 90 -
TWINS desktop screens, p. 120

Metal pedestals

ACCESSIBLE, CONVENIENT AND SECURE

Our metal pedestals are available as mobile units or desk-height pedestals, providing extra work surface and accessible, convenient and secure storage. The straight, clean lines create a contemporary look that will suit any modern workspace. The metal structure makes the pedestals very sturdy and allows for elegant finishes: concealed castors, recessed handles, decorative tops.





Strengths

Compact version

Smaller footprint
W. 32 cm



Desk height

Return mounted
on pedestal D. 60 cm
or extension D. 80 cm



Mobile

with concealed
castors



Accessible

Front panels with
lateral grip handles
Full-extraction SF*
drawer

* Suspension file



Organised

Built-in pen tray
Optional accessories
available



Silent

Fitted with silent
action runners



Stable and safe

Selective drawer
opening, 5th
anti-tipping castor

Shade card

Metal

Shell, top, front



SO



SB




SC



SG

Melamine

Top



MG




N5



R6




R9



N8




RZ



R1



R5



R3



N6




Zooms



Magnetic bin

Capacity 9L



Set of 3 dividers

Vertical or angled



Cushion pad

(30 mm thick secure to metal
top using magnets)

PRICE P.64

Details and availability

[VIEW ALL RESOURCES
ONLINE](#)





Melina

CONNECT desks, p. 90 - OSCAR 2 Office chairs, p. 228

EVERYTHING YOU NEED WITHIN EASY REACH

The mobile MELINA pedestals are designed with practicality in mind. There's even a compact version especially for smaller desks. Whether you choose a return model or an extension, you'll get extra work surface and easy-access, secure storage space. The pedestals are made from melamine, with a top either in the same finish as the desk, or in a contrasting colour.

Made
in France





Strengths

Compact version

W. 32 cm



Desk height

Return mounted on pedestal D. 60 cm, or extension D. 80 cm



Accessible

Full-extraction SF* drawer

*Suspension file



Mobile W. 43.2 cm

4 castors
(2 with brakes)



Silent

Fitted with silent action runners



Stable and safe

Selective drawer opening, additional 5th anti-tipping castor



Zoom



Handles

Made from metal, in a choice of 3 colours



Option




Cushion pad

With velcro attachment, 25 mm thick


Shade card

Melamine

Shell, top, front panels




MG




N5



R6




R9




N8




RZ




R1




R5



R3



N6



RK*

* RK: only available for mobile pedestals with 2 or 3 drawers

Metal

Handles



SO



SB



SG

PRICE P.66

Details and availability

VIEW ALL RESOURCES ONLINE





LUTZ 2 sit-stand desks, p. 110 - OSCAR 2 office chair, p. 228

Economy melamine pedestals 71%

Selective drawer opening mechanism
 Anti-tipping SF* drawer
 Built-in pen tray
 Castors (dia. 40 mm) or stabiliser feet, depending on model



Mobile pedestals

Top 19 mm thick
 1 box drawer + 1 SF* drawer
 or 3 box drawers
 W. 43.6 x H. 59.1 x D. 56 cm



Desk-height pedestals

Top 25 mm thick
 3 box drawers + 1 SF* drawer
 W. 43.2 x H. 73.5 x D. 60/80 cm

*Suspension file



Open storage box 49%

Easy-access storage


D. 80 x W. 43.2 x H. 40 cm
 Compatible with desk-height and tower pedestals of W. 43.2 cm and D. 80 cm



Shade card


Melamine

Shell, top, front panels



MG

N8



R1

Metal

Handles



SB

SG

PRICE P.67


Details and availability

[VIEW ALL RESOURCES ONLINE](#)



Melamine

Shell




MG

N5




R6

R9




N8

RZ




R1

R5



R3

N6



RK



Leo

NEW

4 LINE desks, p. 96 - SOLANGE desktop screens, p. 122 -
GABIN office chairs, p. 232 - CAMILLE lockers, p. 146

ROBUST AND FUNCTIONAL

Discover our metal tower pedestal designed to combine robustness and durability. Ideal for professional workspaces, this vertical storage pedestal optimises space while providing ample, easily accessible storage.



Strengths



Stable
5th anti-tilt castor

Reversible
Choice of opening right or left

Secure locking
Key lock


Overview

Low tower	High tower	Option
Without top	With top	Top for H. 69.5 cm

Shade card

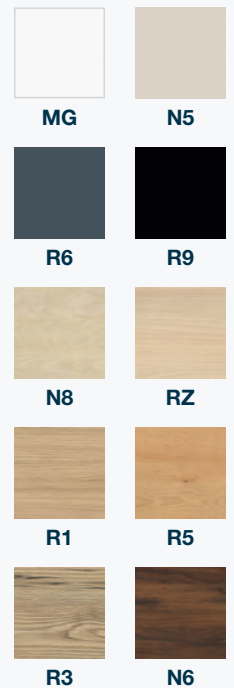
Metal

Shell, top,
front panels



Melamine

Top for low tower
(thk 25 mm)



PRICE P. 68

Details and availability

VIEW ALL RESOURCES
ONLINE





Gustave

ARIAL desks, p. 86 - LEON office chairs, p. 230 -
Open storage box p. 135

SMART & FUNCTIONAL

Organise your workspace with our GUSTAVE tower pedestal. Thanks to its multiple shelves, it's the perfect space-saving option for a modern professional environment. A practical, stylish solution for a tidy office.

Accessories

Rail-mounted accessories (optional)



^
Hanging storage tray
for small items



^
Pen tray



^
Shelf



^
Magnetic whiteboard

Made
in France





Strengths



Silent

Fitted with silent action runners



Optimum grip

Large aluminium handle



Reversible

Shelves can be positioned on the left or right side



Cable management kit

Option

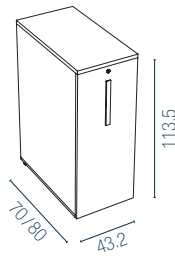
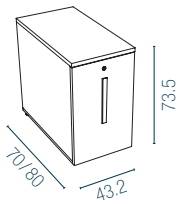


Overview

Individual tower pedestals

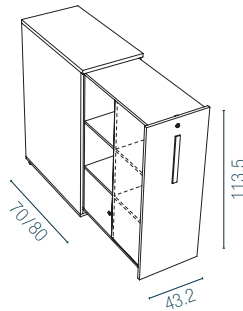
Low tower pedestal

High tower pedestal



Shared tower pedestals


Double-sided access with secure storage space on each side



Shade card

Melamine

Shell, top, front panels



PRICE P.69

Details and availability

VIEW ALL RESOURCES ONLINE





James

CONNECT desk, p. 90 -
 SOLANGE free standing & desktop screens SOLANGE, p. 122 -
 ELIOTT office chair, p. 234 -
 NEO floor lamps, p. 272 -
 OL02 lamps, p. 272

2 types of support leg



Sloping leg
 Solid wood (ROBIN)



Straight leg
 Metal (CONNECT and ARIAL)

Option



Letter tray
 To hang on the back of the storage compartment door





Strengths



Direct access

Open metal or wireframe cubes



Secure storage

2-compartment unit with lockable doors for personal items



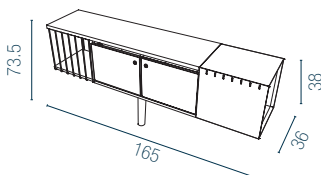
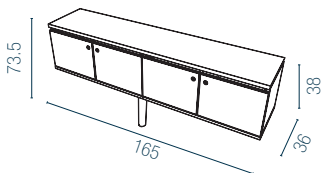
Mail slot

Door with mail slot and optional letter tray

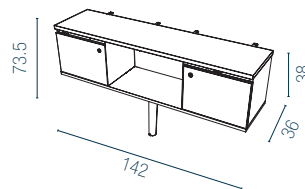


Overview

For bench desks D. 165 cm*



For bench desks D. 142 cm*



Options



Metal organiser rack with 3 dividers (only for bench desks of depth 142 cm)




Letter tray

*Compatible with ARIAL, CONECT and ROBIN bench desks

Shade card

Melamine

Shell, top, front



MG

N5




R8

R7




R6

R9




N8

RZ



R1

R5




R3

N6

Metal

Cubes, support leg (ARIAL, CONECT), optional extras



SO

SA



SC

SG

Wood/Metal

Support leg (ROBIN)



SOMS

SGMS

PRICE P.70

Details and availability

VIEW ALL RESOURCES ONLINE





Armand

STORAGE CUPBOARDS FOR ANY OFFICE SPACE

The extensive range of wood finishes and options in the ARMAND range make these ideal storage cupboards for any office.

Made
in France



PEFC
PEFC/07-32-197





AXEL 2 sit-stand desks, p. 114 - OPUS office chairs, p. 233 - AVA lamps, p. 272

The range includes cupboards, bookcases and a wardrobe, with a choice of swing doors or sliding doors.



Strengths



Multiple options

With or without doors
Choice of sliding doors or swing doors



Silent

Doors fitted with soft-closing hinges



New H. 100 cm

Designed to sit below a window



Secure

Melamine doors with key-operated lock



Stabiliser feet

Adjustable from inside the unit



Zooms



Grey rail

For sliding doors



Metal handles

For swing doors
(choice of 3 colours)

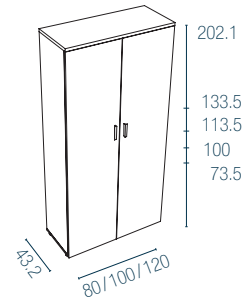


Metal lateral grip handles

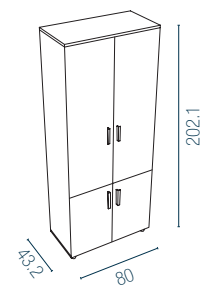
On sliding doors
(choice of 3 colours)

Overview

Cupboards with swing doors

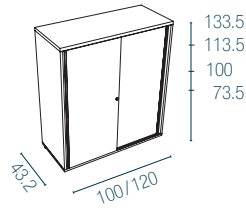


2 melamine doors



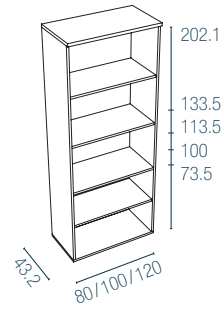
4 melamine doors

Cupboards with sliding doors

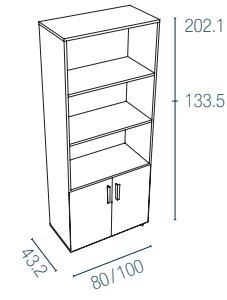


2 melamine doors

Bookcases

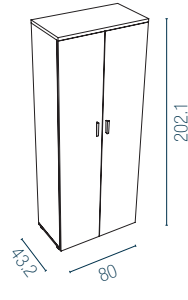


Open



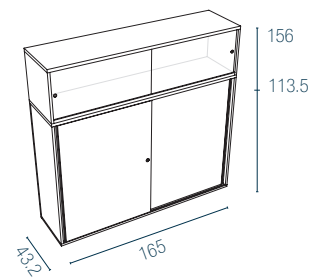
2 melamine doors

Wardrobe**



2 melamine doors
(2/3 hanging space
1/3 shelving)

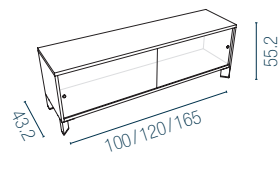
Room divider unit**



2 sliding melamine doors
Upper module with 2 Altuglas® doors

Option: decorative top, melamine or metal shelves
** Not available in RK

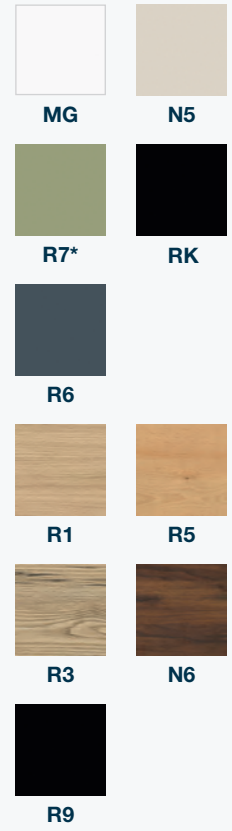
Low storage unit**



2 sliding Altuglas® doors


Shade card

Melamine
Shell, top, front panels




R7: doors only

Metal
Handles



Altuglas®

Open storage box door and low storage unit



PRICE P.71

Details and availability

VIEW ALL RESOURCES ONLINE





Camille

FLEXIBLE, PERSONAL STORAGE LOCKERS

CAMILLE makes life easier for your visitors and employees, providing a secure space where they can lock up personal items.

Made in France





AXEL 2 sit-stand desks AXEL, p. 114 - OPUS Office chairs, p. 233 - AVA lamps, p. 272

CAMILLE lockers can be fitted with either single or double doors, with or without mail slots. They are big enough to fit a bike or motorcycle helmet, or even a piece of hand luggage. The doors are available in melamine or metal, with a choice of lock (key or combination lock).

...



Strengths



Choice of material

Metal or melamine doors



Choice of door

Single door (fits a motorcycle helmet)
Double door (fits a small piece of hand luggage)



Silent

Doors fitted with dampers



Ventilated

Perforations in the rear for airflow




2 types of lock



Key

For melamine doors

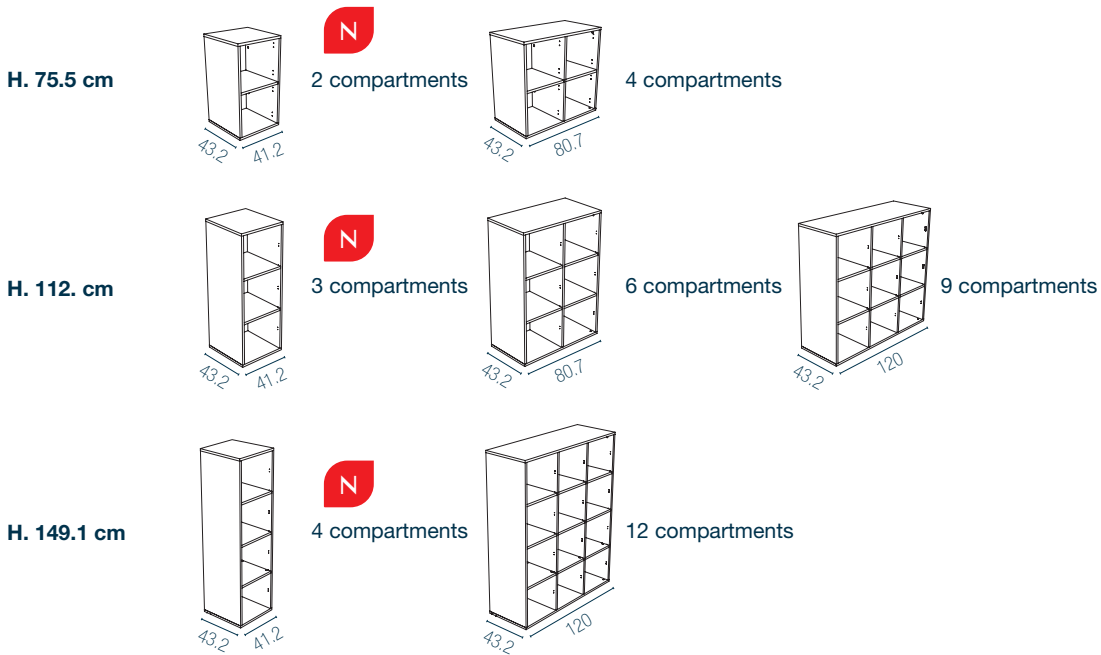


Combination lock

For metal or melamine doors

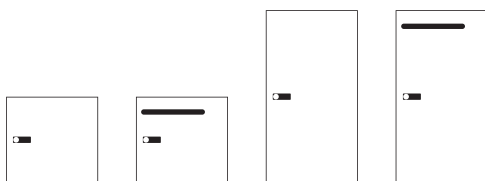
Overview

Structure (delivered fully assembled)



Doors (with or without mail slot)

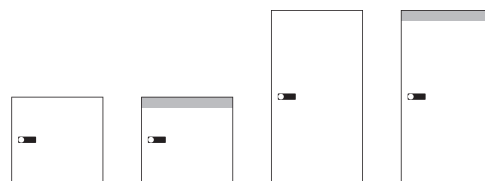
Metal (combination lock)



Single doors

Double doors

Melamine (key or combination lock)



Single doors

Double doors

Single door for 1 compartment - Dimensions: W. 37.4 x H. 34.9 x D. 39 cm
 Double door for 2 compartments - Dimensions: W. 37.4 x H. 71.5 x D. 39 cm (Additional shelf available as an option)


Options



4 square ABS feet
Height 5 cm



Metal base with feet
Height 20 cm




Letter tray with name holder
To hang on the back of a melamine door

Shade card

Melamine


Shell, doors



* R7/R8: Doors only

Metal

Doors, base, letter tray



PRICE P.74

Details and availability

VIEW ALL RESOURCES ONLINE



Navert



Fire-resistant

M1 fire-resistant PVC tambour doors



Elegant finishes

Terminal slat in same colour as shell
White shelves for white units; black shelves for other finishes



Flat base

Easy access to files in lower section



Space for up to 5 lever-arch shelves

Built-in shelf for suspension files in upper section



Zooms



The stabiliser feet

Adjusted from inside the unit



Easy opening

Recessed rectangular handles





Accessories



For filing

- Shelving for standard folders or suspension files (metal shelf with rail system)
- Vertical dividers (H. 18 cm) to optimise use of shelving space
- Telescopic cradle for easy access to suspension files (with selective opening system)

For viewing files

Telescopic reference shelf mounted on full-extraction runners


Easy installation

Units come with markers for positioning the shelves and telescopic cradles (25 mm intervals)

Shade card

Metal

Shell



SO

SD



SB

SC



SG


PVC

Tambour doors




SO

SD




SB

SC



SG

N8



R1

R5

Melamine top (25 mm thick), available in same finishes as desk worktops

Single- or two-tone finish (see Price List)

PRICE P.75


Details and availability

VIEW ALL RESOURCES ONLINE

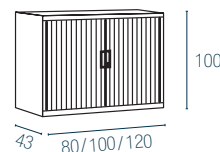
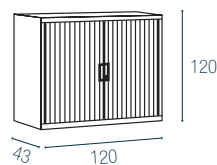
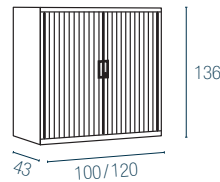


Overview

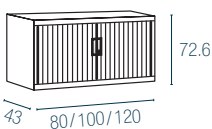
High cupboards



Intermediate cupboards



Desk-height cupboards



Ariv



Fire-resistant

M1 fire-resistant PVC tambour doors



Elegant finishes

Terminal slat in same colour as shell



Zooms



Stabiliser feet

Adjustable from inside the unit



Files are easy to view and access

Fully retractable tambour doors



Space for up to 5 lever-arch shelves

Built-in rail for suspension files in upper section (except H. 72.1cm and counter-top cupboard)



Magnetic closure



Easy opening

Recessed rectangular handles





Accessories



For filing

- Shelving for standard folders or suspension files (metal shelf with rail system)
- Vertical dividers (H. 19 cm) to optimise use of shelving space
- 16-compartment sorting unit for A4 documents W. 104 x D. 33 x H. 32 cm (to place on a shelf of width 120 cm)
- Telescopic cradle for easy access to suspension files (with selective opening system)
- Cross-partitions and overflow hoops for forward-facing suspension files (not compatible with cupboard size W. 80 x H. 72.1 cm)

For viewing files

Telescopic reference shelf mounted on full-extraction runners


Easy installation

Units come with markers for positioning the shelves and telescopic cradles (20 mm intervals)

Shade card


Metal

Shell



PVC

Tambour doors



Single- or two-tone finish (see Price List)

Melamine top (25 mm thick), available in same finishes as desk worktops

PRICE P.76

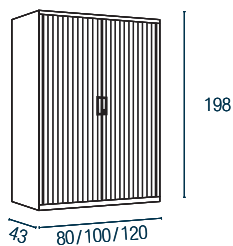
Details and availability

VIEW ALL RESOURCES ONLINE

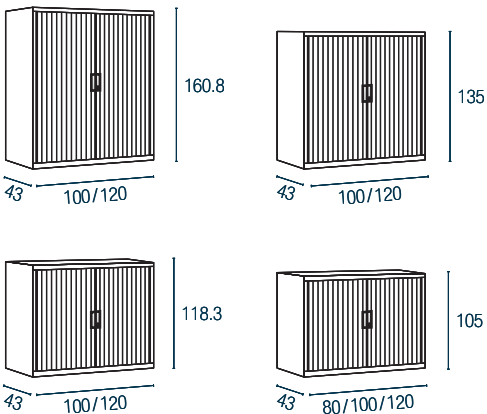


Overview

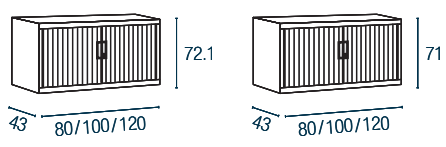
High cupboards



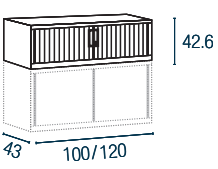
Intermediate cupboards



Desk-height cupboards



Counter-top cupboards



Self-assembly cupboards



Fire-resistant

M1 fire-resistant PVC
tambour doors



Secure, magnetic closing

Terminal slat with a 2-point lock



Shelving for standard folders or suspension files

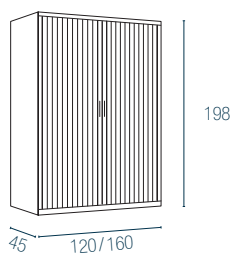


Space for up to 5 lever-arch shelves

Suitable for suspension files thanks to
a rail in the upper section



Overview



Shade card

Metal & PVC



SDSD
Light grey



SDSC
Graphite grey

PRICE P.77

Details and availability

**VIEW ALL RESOURCES
ONLINE**



Filing cabinets



.....

Central locking mechanism

Master key available on request

.....

Stable and safe

Selective drawer opening mechanism and anti-tipping safety feature

.....

Ergonomic handles

with integrated label holder

.....

Telescopic ball-bearing runners

with end-of-run damping

.....

Suspension file drawers

A4 format

.....

Option

Grooved base to receive dividers

.....


3 heights: 71.1 / 101.6 / 132.4 cm
(W. 41.3 x D. 62.2 cm)

Shade card

Metal



SD



SB



SC

PRICE P.77

Details and availability

VIEW ALL RESOURCES ONLINE



Economy filing cabinets



.....

PVC handles with integrated label holders

(labels not supplied)

.....

Lock

on every other drawer

.....

Ball-bearing runners

that open to 80% depth

.....

Suspension file drawers

A4-format

.....


2 heights: 67.2 / 128.2 cm
(W. 41.3 x D. 40 cm)

Shade card

Metal



SO



SB



SG

PRICE P.77

Details and availability

VIEW ALL RESOURCES ONLINE



Tubular frame shelving



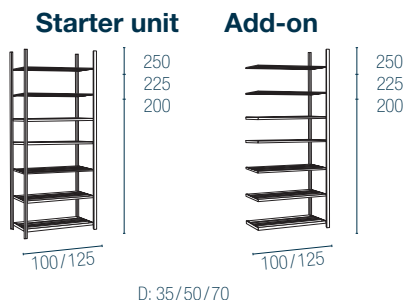
^
Interlocking parts
For quick, tool-free assembly

^
T-shaped uprights
Made from steel (thickness 7 mm)

^
Shelf composed of 3 or 4 crossbars
Made from galvanised steel (200 kg max. load per shelf)

^
Hardboard shelf tops
optional

Overview



Shade card

Metal
Painted uprights



SC

Metal
Galvanised uprights



ZJ

PRICE P. 78

Details and availability

VIEW ALL RESOURCES ONLINE



Made in France



Multi-purpose shelving



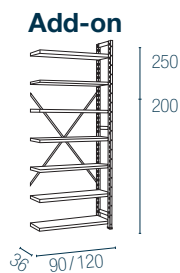
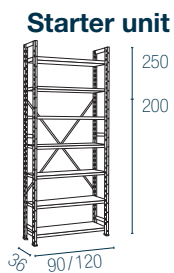
^
Stable
Cruciform braces
at the rear

^
Solid steel shelves
Uprights 35 x 35 mm

^
**120 kg max
load**
Per shelf

^
**Shelving for standard folders
or suspension files**
Metal shelf with rail system

Overview



Made
in France

5
years
GUARANTEE

70
%

Shade card

Metal
Painted



SDSC

Metal
Galvanised



ZJZJ

PRICE P. 79

Details and availability

**VIEW ALL RESOURCES
ONLINE:**



Shade card

Metal

Shell and doors



SDSD
Grey/grey



SDSK
Grey/blue

PRICE P.80

Details and availability

**VIEW ALL RESOURCES
ONLINE**



Industrial lockers



Clean industrial use



Dirty industrial use



One-piece construction or self-assembly

Lockers include a shelf-mounted coatrail

Recessed label holder
(labels not supplied)

Ventilation
Air vents in upper, lower and rear sections

Secured using a padlock hasp
(padlock not supplied)

Fitted with a vertical partition
To separate clean from dirty clothes (only on the models for dirty industrial use)

Shade card

Metal

Shell and doors



SDSK
Grey/blue



SDX1
Grey/
Graphite
Grey

PRICE P. 80

Details and availability

**VIEW ALL RESOURCES
ONLINE**



Multi-compartment lockers



Self-assembly lockers

Shelf-mounted coat rail

Air vents
in upper and rear sections

Theft-proof partitions
between adjacent compartments

Doors secured with a padlock hasp
(padlock not supplied)



Options



Sloping tops

H. 13 x D. 50 cm

For one-piece construction or self-assembly lockers



Standard base with legs

H. 15 x D. 50 cm

For self-assembly lockers

Available widths: 60, 80, 90 or 120 cm



Bench base with legs

H. 25 x D. 80 cm

For one-piece construction or self-assembly lockers

Available widths: 60, 80, 90 or 120 cm



Set of 4 feet

H. 15 cm

For one-piece construction lockers

Free-standing benches



Height-adjustable feet

L. 120, 160 et 200 cm



Metal base

Tubular square metal legs
with stabiliser feet (Light grey)



Slatted seat

Varnished light beech seat
composed of 3 slats



PEFC
PEFC/07-32-197



Meeting spaces



Meeting spaces



Arial

Page 164 ›

.....



Robin

Page 170 ›

.....



Karl

Page 172 ›

.....



Modulo NEW

Page 178 ›

.....



Alma NEW

Page 182 ›

.....



Nomad NEW

Page 186 ›

.....



Martin

Page 192 ›

.....



Ping

Page 196 ›

.....



Chatbox

Page 198 ›

.....



Emi

Page 202 ›

.....



Folding tables

Page 203 ›

.....



Multi-purpose tables

Page 204 ›

.....



Flip-top tables

Page 206 ›

.....



Eloise NEW

Page 210 ›

.....



Elisa NEW

Page 214 ›

.....



Evasion

Page 216 ›

.....



Lucie

Page 218 ›

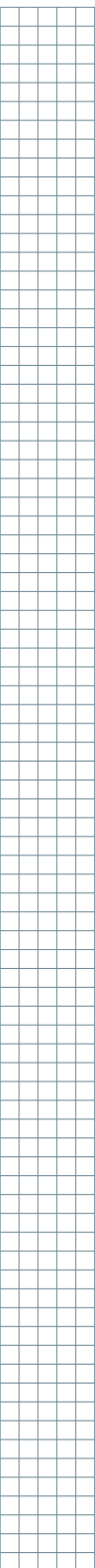
.....



Gaby NEW

Page 220 ›

.....





Arial

FLEXIBILITY FOR AGILE WORKSPACES

The ARIAL tables are all about versatility, with different heights and depths to suit various meeting/training scenarios. Some models can also be fitted with castors.

Made
in France



PEFC
PEFC/07-32-197





GELATI stool, p. 258 - OSCAR 2 office chairs, p. 228 - ZELIE seats and low tables, p. 22/46 - MARTIN mobile multimedia wall, p. 192 - SOLANGE desktop and free standing screens, p. 122 - AVA lamp, p. 272

The castor-mounted versions provide even more flexibility, allowing users to quickly re-organise a room for different activities.



Strengths



Different heights

H. 73.5 cm or 104.5 cm
(all tables)

H. 90 cm (D. 80 cm only)



Multiple shapes and sizes

Square or rectangular

Narrow tables

Large capacity meeting tables



Cable management options

Cable ports for direct connectivity or central dual hinged top-access module



User-friendly & stable

Footrest on high tables for user comfort

Bracing wires for added stability



Choice of legs



Fixed-height bridge legs

Height 73.5, 90 or 104.5 cm



Mobile bridge legs

Height 73.5 or 104.5 cm



Zoom



Clip-on magnetic casing

For vertical cable routing



LOUIS chairs, p. 244 - CHATBOX acoustic pods, p. 198 - CAMILLE lockers, p. 146 - AVA lamp, p. 272

 **Configuration ideas**



Work

Take a moment to read a report or correct a document



Relax

Choice of 2 heights for the table D. 80 cm:
H. 73.5 or 104.5 cm



LEON office chairs, p. 230 - SOLANGE free-standing screens, p. 122

Configuration ideas

Mobile versions for day-long flexibility



Concentrate

Each member of the team has their own quiet workspace. The SOLANGE screens provide privacy so that everyone can concentrate.




Meeting

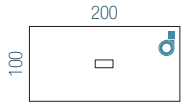
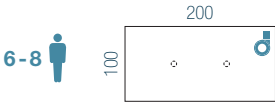
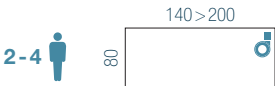
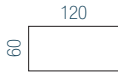
Mobile tables make it easy to transform a space for different activities. The MARTIN mobile multimedia unit allows the team to check in with colleagues who are working from home.

Overview

Rectangular tables

H. 73.5 and H. 104.5 cm

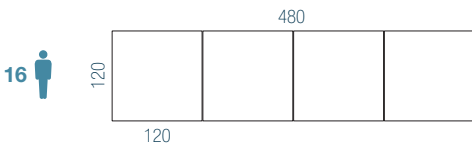
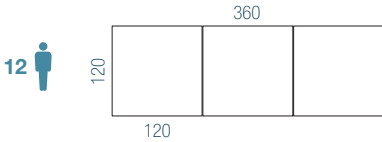
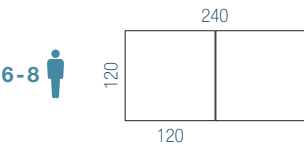
H. 90 cm (D. 80 cm tables only) 



 Castor-mounted version available

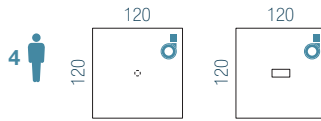
Large capacity tables

H. 73.5 and H. 104.5 cm



Square tables

H. 73.5 and H. 104.5 cm




Cable management

Dual hinged top-access module

Shade card

Melamine

Worktops (thk 25 mm)




MG

N5




R9




N8




RZ




R1



R5




R3




N6

Metal

Legs



SO



SA



SC



SG


 More choices available

PRICE P. 84

Details and availability

VIEW ALL RESOURCES ONLINE



 The ARIAL range also includes desks p. 86



Robin

SCOTT, chairs p. 250 - GRETA reception counters, p. 50

SMOOTH, MODERN LINES

The ROBIN range is instantly recognisable thanks to its elegant beech legs. The modern, Scandi-inspired design adds natural style and warmth to any workspace. Available in different formats, ROBIN is ideal for furnishing meeting spaces.

Made
in France





Strengths



A wide range of uses

Various sizes and formats, 2 heights, small tables or large capacity tables



Comfortable and attractive

Stylish footrests with bracing bars for optimum stability



Cable management options

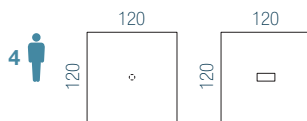
Cable ports for direct connectivity or central dual hinged top-access module



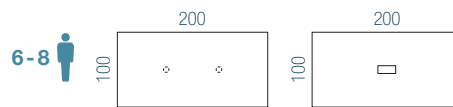
Overview

2 heights: H. 73.5 and H. 104.5 cm

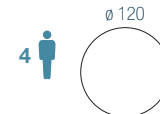
Square tables



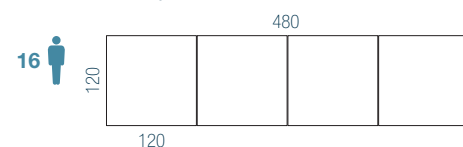
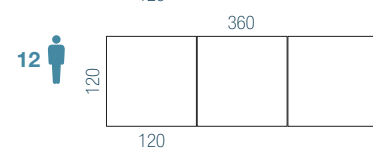
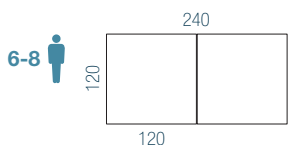
Rectangular tables



Round table



Large capacity tables



Cable management



Dual hinged top-access module



The ROBIN range also includes desks p. 100 and p. 76


Shade card

Melamine

Worktops (thk 25 mm)




MG



N5



R9




R1

Metal

Metal plates, footrests



SO



ZC



SG

Wood

Legs



MS

PRICE P. 87

Details and availability

VIEW ALL RESOURCES ONLINE





Karl

SMART, ELEGANT TABLES FOR SOPHISTICATED MEETING ROOMS

The clean lines, elegant style and fine materials of the KARL range will add a touch of sophistication to any meeting room. Its solid oak base, combined with the different colours of the tops, creates a distinctive, premium look.





LOUIS chairs, p. 244 - CHAMPI lamp, p. 272

KARL tables are available in multiple formats, with the largest models seating up to 20 people, and have convenient dual-hinged top access modules.



Strengths



Multiple shapes and sizes

Square and rectangular models seating 6 to 20 people



Discreet cable management

Cable management integrated into the base



Structural cable channel

Allows cables to be routed below the worktop and down the legs



Zooms



Elegant workspaces

Soft shapes (rounded corners on worktops) and noble materials (solid oak legs)



SCOTT chairs, p. 250 - CHAMPI lamp, p. 272

Zooms



Cable management

Cables are concealed by a wooden screw-on cover (on tables with a top-access module)



Soft-closing dual hinged top-access module

Built into the worktop, in a matching finish (except for finish RK (Black wood), which has a plain black top-access module)



SCOTT chairs, p. 250

Configuration ideas



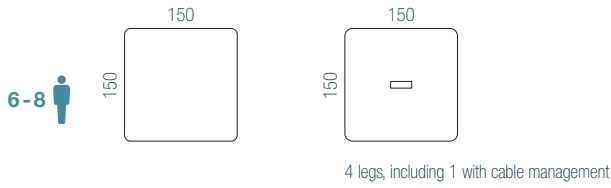
Choose chairs to suit your style
ISABEL chairs for an elegant, timeless style



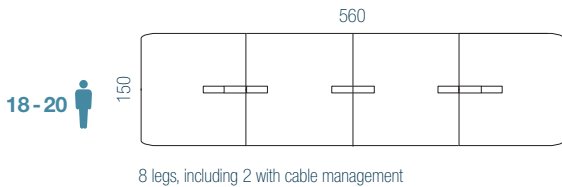
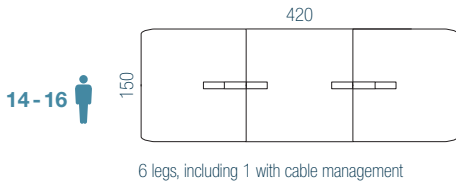
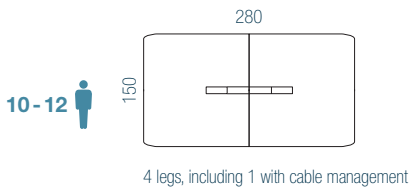
SCOTT chairs for a contemporary feel


Overview

Square tables



Rectangular tables



 The KARL range also includes executive desks p. 80



Meet & discuss

The square model is ideal for smaller meeting rooms or for creating a discussion space in an office




The large rectangular models are perfect for premium workspaces

Shade card


Melamine

Worktops (thk 25 mm)



Metal

Structure



Wood

Legs



PRICE P. 89

Details and availability

VIEW ALL RESOURCES ONLINE





Modulo

NEW

BIP easy chairs and sofas, p. 42

MODULAR MEETING TABLES WITH DIRECT CONNECTIVITY

The MODULO tables can be combined to create open and closed layouts of different sizes, making them ideal for large meeting and conference rooms. Extension kits are available for even greater size flexibility.

Made
in France





Strengths



Infinite layout possibilities

Oval, elliptical, round, U-shaped, V-shaped and diamond-shaped tables
From 10 to 20 people or more thanks to extension kits



Customisable

Choice of legs: panel or metal
Possibility of adding a matching modesty panel



Cable management options

Worktops with pre-drilled holes for cable ports or top-access modules



3 types of base



Panel legs

Melamine, thk 30 mm



Round metal legs

Dia. 70 mm



Tapered metal legs

With or without integrated cable housing



LOUIS chairs, p. 244

 **Zooms**



Pre-drilled holes for optional cable ports with direct connectivity (1PC or 1PC + USB A & C)



Pre-cut opening for one-way top-access module (module only, or module with socket feed and built-in cable trough and guides)

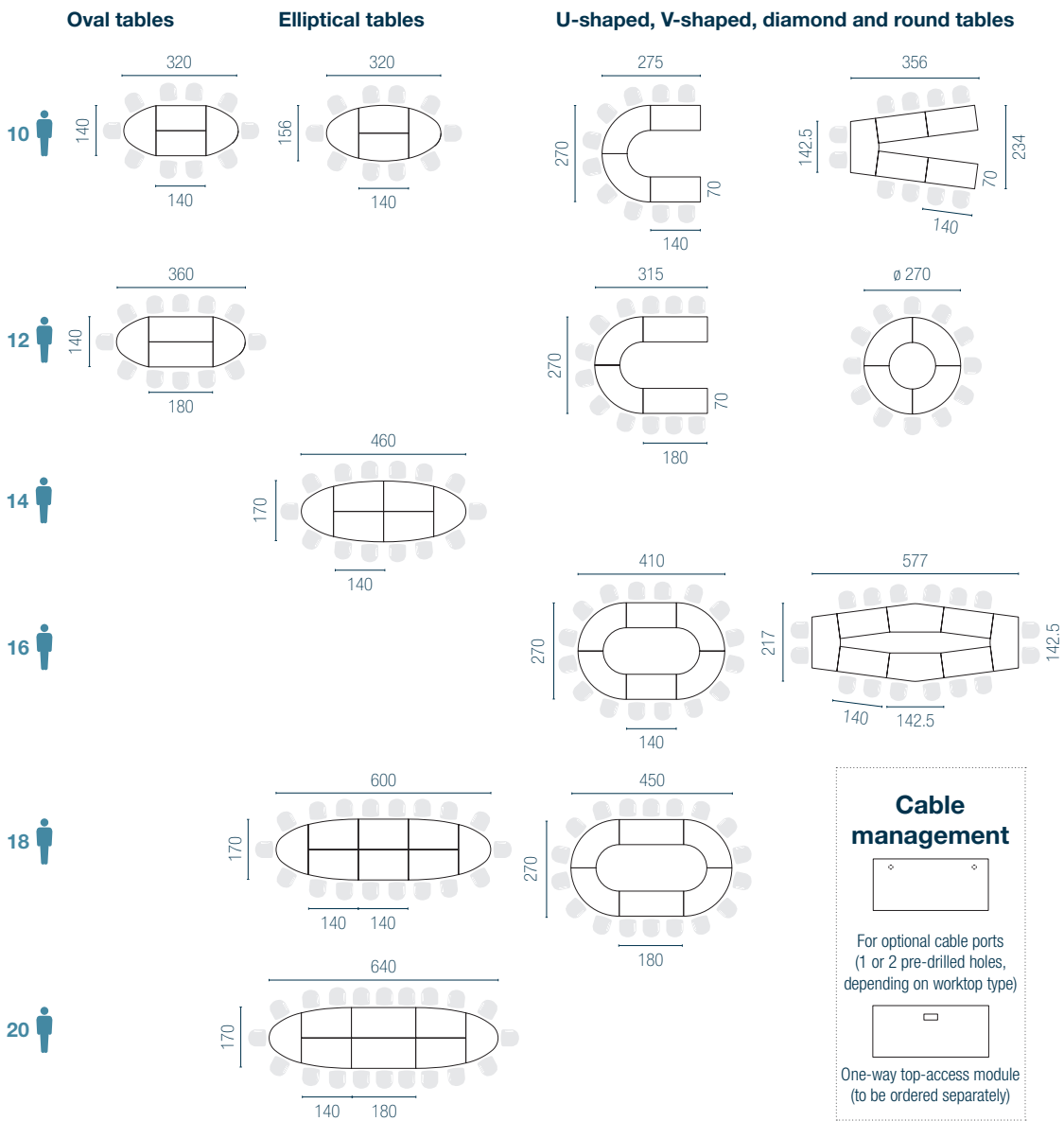


Cable guide between two cable troughs (compatible with panel legs and metal legs)

Multiple power management options

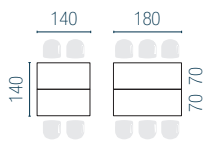
Overview

Tables



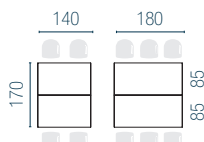
Extension kits

For oval tables



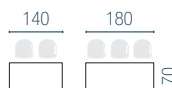
W.140 or 180 cm
For 4 or 6 people

For elliptical tables



W.140 or 180 cm
For 4 or 6 people

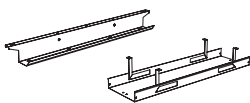
For U-shaped, V-shaped, diamond and round tables



W.140 or 180 cm
For 2 or 3 people

Options

Metal cable troughs



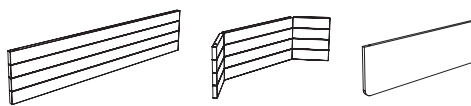
One compartment
Two compartments

Metal cable guide



For panel and metal legs

Metal or melamine modesty panels H. 28 cm




Metal
Metal for 90° angle
Melamine

If you require a custom layout, please contact your sales representative

Shade card


Melamine

Worktops & legs
(thk 30 mm)



Metal


Legs



PRICE P. 90

Details and availability

VIEW ALL RESOURCES ONLINE





Alma

NEW

THE CONNECTED TABLE

In response to new ways of working, ALMA offers complete solutions for your presentations and videoconferences. Available in a standard height or high table version, with an optional vertical extension to accommodate a screen.

Made
in France





SOFIA stool, p. 264 - CONECT desks, p. 90 - SOLANGE desktop screens, p. 122 - GABIN office chairs, p. 232

The ALMA table also offers discreet and easy connection via horizontal and vertical cable management. A turnkey solution adapted to hybrid working for spaces that are as organised as they are connected.



SCOTT chairs, p. 250

Zooms



Horizontal cable management

Pivoting cover at end of table for access to a cable trough



Vertical cable management

Cable trough to hold socket feeds, with a zipped vertical cable sheath (included)



Screen mount included

For screens up to 42 inches, max. 45 kg and Vesa 200 x 200
Removable cover included



Strengths



Sleek, graphic lines

Metal structure with square section, 30 x 30 mm
Single worktop size,
W. 100 x D. 180 cm



A variety of configurations

Available in 2 heights,
with or without a vertical extension
for a screen



Optimum cable management

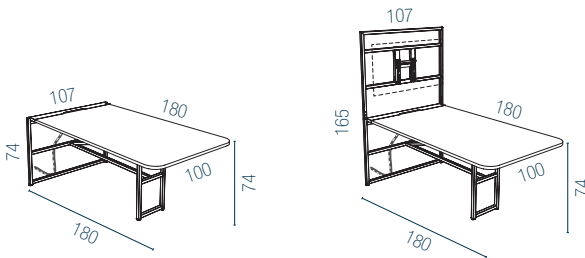
Horizontal and vertical cable
management



Overview

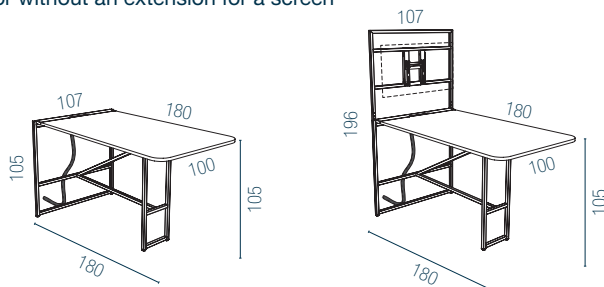
Tables H. 74 cm

With or without an extension for a screen*



Tables H. 105 cm

With or without an extension for a screen*




* Screen mount included. Screen not included. Cable trough and zipped sheath included.


Shade card

Melamine

Worktops (thk 25 mm)




MG



N5




R9




N8




RZ




R1



R5




R3



N6

Metal

Structure & hinged
cover



ZO



ZP

PRICE P. 99

Details and availability

**VIEW ALL RESOURCES
ONLINE**





Nomad

NEW

A DYNAMIC, CUSTOMISABLE TABLE

Our NOMAD table adapts to users' needs throughout the day. Thanks to the clever sit-stand height-adjustment system, the worktop can be raised or lowered in just a few seconds.

Made in France





ZELIE foot stools, p. 22 - PING meeting tables, p. 196 - SOFIA chairs and stool, p. 264 - ANOUK lounge seats, p. 28 - ARMAND cupboards, p. 142

The tables come in fixed and mobile versions and are perfect for creating sociable, inspiring spaces for work, meetings or breaks. Last but not least, a wide variety of optional accessories make this a truly comprehensive and customisable range.



Strengths



Multi-purpose

Ideal for project work, breaks, coworking and informal meetings
Fixed and mobile versions available
Two or more tables can be linked together (fixed tables only)



Sit-stand solution

2 height positions, manual adjustment: seated (H. 73.5 cm) and standing (H. 104.5 cm)
Quick and easy adjustment – can be done by one person



Customisation options

Wide range of accessories available



Legs

A-shaped frame
(cross-section 60 x 30 mm)



Zooms



Footrest

Double-bar design for instant comfort



Multi-purpose

Cable reel that can double up as a bag hook



Adjustable

Thanks to a mechanism under the worktop and guide rails on the legs, the worktop can be raised and lowered easily and safely



OSCAR 2 office chairs, p. 228 - MARTIN mobile multimedia wall, p. 192 - ZELIE foot stools p. 22

Zooms



^ **Mobile version**

4 Black castors with brakes, Ø 75 mm, suitable for all floor types
Stabiliser feet on the fixed version



^ **Soft, rounded lines**

Rounded corners on worktops (thickness 19 mm)



SCOTT chairs, p. 250

⌘
↗
Configuration
□
- -
ideas



^
Meet

An inspiring space for dynamic meetings and brainstorming sessions



^
Relax

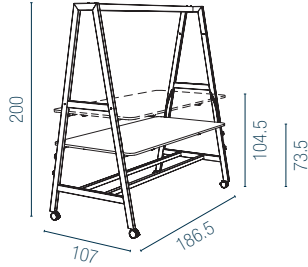
Perfect for creating a pleasant, inviting area within a workspace

Overview

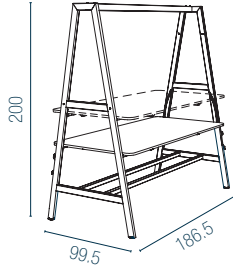
Sit-stand tables

Worktop (plain), W. 180 x D. 90 cm

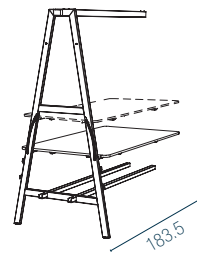
2-6  **Mobile table**



2-6  **Fixed tables**



Starter

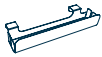


Add-on

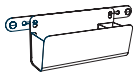
Accessories

Power management tray

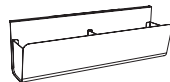
(Socket outlets sold separately)



Storage caddy



Planter



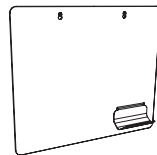
Decorative plants



Screen bracket



Whiteboard with pen tray



Hot-desking

An ideal solution for hot-desking scenarios and flexi-spaces – sitting or standing, it's up to you!




Share & Create

NOMAD encourages discussions and creativity

Shade card


Melamine

Worktops (thk 19 mm)




Metal

Frame and legs
Textured finish



Metal

Accessories
Smooth finish



PRICE P. 100

Details and availability

VIEW ALL RESOURCES ONLINE





Martin

A USEFUL ADDITION TO ANY AGILE WORKSPACE

Brainstorming sessions, presentations, informal meetings... MARTIN will come in useful in all kinds of office settings. It's a multimedia wall, whiteboard and storage cupboard all in one. Simply turn it around depending on which side you need.

Made
in France



PEFC
PEFC/07-32-197





ZELIE seats and low tables, p. 22 - SOLANGE desktop and free-standing screens, p. 122 - ARIAL desks, p. 86 - ARIAL high table, p. 164 - OSCAR.2 office desks, p. 228

The unit is castor-mounted so it can be moved around easily, and comes with discreet cable management solutions to keep things tidy. A smart solution that can transform any part of an office into an agile workspace.



Strengths

3 models to choose from:

Single- or double-sided, with either a storage cupboard or an open space for foot stools



Mobile

Easy to move around thanks to the four castors (with brakes; all floor types) and sturdy frame



Connected

Includes a bracket for a flatscreen monitor
Cable grommet or power socket in the front panel



Magnetic whiteboard

Dry-wipe surface, with magnetic strip at the top



Zooms



Discreet cable management

Perforation on each side with adjacent cable reel (double-sided model only)

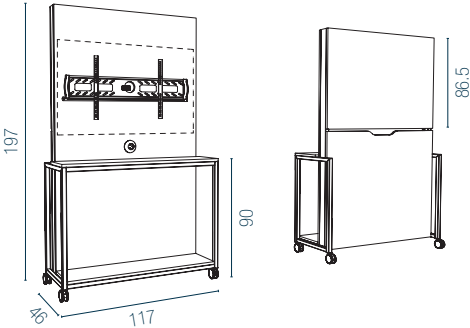


Removable panel for cable access

Overview

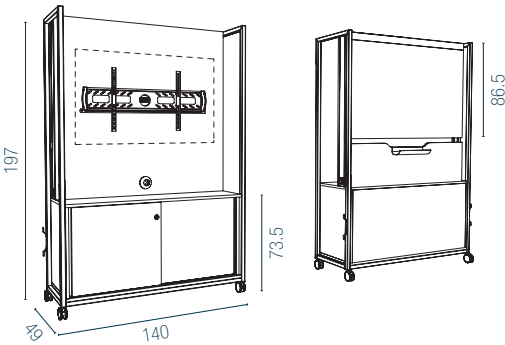
Single-sided unit

Multimedia wall with shelves

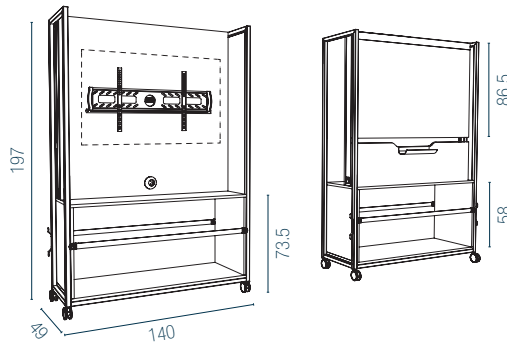


Double-sided unit

With lockable storage cupboard



With open space for ZÉLIE foot stools



Front: multimedia wall + storage compartment (2 sliding doors)
Back: whiteboard

Front: multimedia wall
Back: whiteboard
Open space accessible from both sides (for optional ZÉLIE foot stools)

Zooms



Whiteboard

With integrated pen tray (same colour as the structure)



Clip-on strap

To secure the ZÉLIE foot stools

Shade card


Melamine/Metal

Panels (thk 19 mm), storage cupboard/shelves, structure



Melamine

Central panel



PRICE P. 102

Details and availability

VIEW ALL RESOURCES ONLINE





Ping

SCOTT chairs, p. 250 - SOLANGE free-standing screens, p. 122

THE MEETING TABLE THAT GETS THE MIND AND BODY MOVING

Lighten the mood after long meetings with the PING table. The 6-seater table transforms in seconds into a fully functional ping-pong table complete with net, rackets and balls. Its solid wood legs and blue top bring a warm, modern style to communal areas.

Made
in France





Strengths



Colourful, natural tones

Perfect for creating a pleasant space for work and relaxation alike



Durable

Shock- and scratch-resistant melamine top



Transforms in seconds

Extendable net with adjustable posts to fit different worktop thicknesses



Ping-pong kit included

1 net, 2 paddles and 2 balls



Zoom



Solid beech legs

Metal plate in same colour as edge banding



Option



Drawer

For storing the ping-pong kit

Shade card

Melamine

Worktop (thk 19 mm)



R6*

* White edge banding

Metal/Solid wood

Legs



ZOMS

PRICE P. 102

Details and availability

VIEW ALL RESOURCES ONLINE





Chatbox

PRIVACY, QUIET & COMFORT FOR BUSY WORKSPACES

The CHATBOX acoustic pods are an alternative to conventional meeting rooms. Their small footprint means they can easily be installed in shared workspaces to give employees a quiet, private space to get some work done, chat with a colleague, or make phone calls. The innovative concept optimises shared workspaces in a way that boosts both productivity and employee well-being.





Strengths



Connectivity solutions

Built-in power socket and USB-A and USB-C ports



LED lighting

Controlled by a presence detector



Stylish

Black or white metal external side panels (attached with magnets)



Effective, silent ventilation

Continuous fresh air supply



Reversible door

Hinges on right or left (to be decided upon installation)
Magnetic closing system



Mobile version

The optional mobility kit makes it easy to move pods around the office without dismantling them




Integrated electrical supply

Power socket + USB-A and USB-C ports



Integrated ventilation

Discreet and silent



LED lighting

With presence detector



ARIAL tables, p. 164 - LOUIS chairs, p. 244



Configuration ideas



Chat

Add a stool for quick phone calls.



Meet

All the pods (2, 4 or 6 people) have built-in cable management solutions for easy connectivity.

Overview

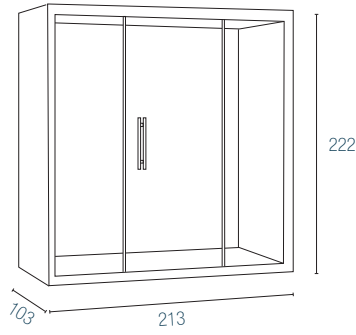
Pods

CB1



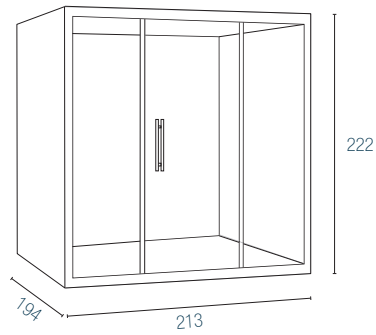
1 With writing shelf

CB2



1-4 Unfurnished
With fixed central table

CB3



4-6 Unfurnished
With fixed central table

Options

2-person bench seat



Central table



Monitor bracket



Shade card

Metal

Side panels, stool and lounge seat




SO



SG

Fabric

Bench seats



FU

PRICE P. 103

Details and availability

VIEW ALL RESOURCES
ONLINE





Emi

Unique style
Matching tables and chairs

Elegant touches
Chrome legs and castors, and black edging to match the modesty panel

Optimised storage
Flip-top design for nested storage

Mobile
Castors for soft or hard floors

Shade card

Melamine
White worktop (thk 25 mm)
with black edging




MM

Metal
Legs



SQ

 Matching chairs available, see p. 254

PRICE P. 130
Details and availability
**VIEW ALL RESOURCES
ONLINE**



Made
in France





Folding tables

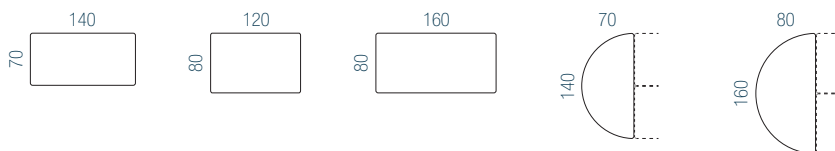
Easy storage
Folding is quick and easy

Optimised storage
Optional transport/storage trolley. Capacity:
10 folding tables
20 4-leg standard chairs
or 14 folding chairs


Modular
Rectangular and half-moon tables (rounded corners)

Overview

Rectangular tables Half-moon tables



Zooms



Release handle for folding the legs


Configuration ideas



Combine tables to create a meeting table

Shade card

Melamine
Worktops (thk 25 mm)



Metal
Legs



PRICE P. 104
Details and availability

VIEW ALL RESOURCES ONLINE





ANTHRA+ chairs, p. 247

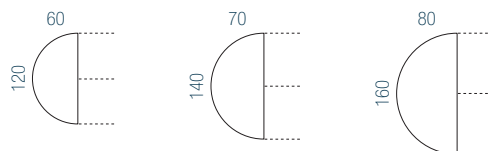
Multi-purpose tables

Overview

Rectangular tables



Half-moon tables



Trapeziform tables



Made in France





Strengths



Affordable and modular

A budget-friendly solution for furnishing meeting rooms and workspaces



Choice of shapes

Rectangular, half-moon and trapeziform worktops



Legs

Metal legs, cross-section 30 x 30 mm, available in 3 colours

Structural frame in smooth graphite grey finish

Legs fitted with stabiliser feet



Configuration ideas



Square table

4 rectangular tables



U-shaped table

4 rectangular tables + 3 trapeziform tables




Oval table

2 rectangular tables + 2 half-moon tables


Shade card

Melamine


Worktops (thk 19 mm)



MG



R1




R5

Metal

Legs



SO



SA



SC

PRICE P. 105

Details and availability

VIEW ALL RESOURCES ONLINE





Flip-top tables

ROMY chairs, p. 256 -
MARTIN mobile multimedia wall, p. 192-

MODULAR AND CLEVER

Flip-top tables are perfect for training spaces and meeting rooms as they're quick to set up and rearrange. They can be used individually or linked together, and the flip-top design allows them to be nested horizontally to optimise storage space. Available with or without openings for top-access modules to suit different uses.

Made
in France





Strengths



Multi-purpose

Suitable for training areas and meeting rooms



Flexible, modular system

Simple, rapid system so furniture can be rearranged easily
Different worktop shapes available: rectangular, half-moon, oval, rectangular with 90° rounded corner



Mobile

4 black castors with brakes (suitable for all floor types)



Zooms



Fast, safe mechanism

Release bar under the table top for storing tables



Optimised storage

With their tops tilted, the tables can be nested for storage



Quick and easy tool-free assembly

Linking kit included, secured by knurled knobs



ROMY chairs, p. 256 - SOLANGE free-standing screens , p. 122-

 **Options**



^ **Power management**
Opening for a soft-closing one-way top-access module



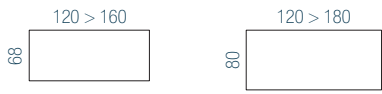
^ **50 cm cable trough** below the top-access module to hold a socket feed



^ **Fabric modesty panel**
Folds below the work surface when the table is folded

Overview

Rectangular tables

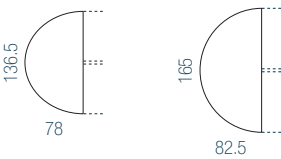


Oval table



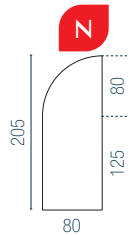
Extensions for rectangular tables

Half-moon worktops



Rectangular tables with 90° rounded corner

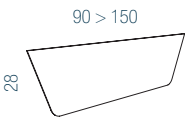
(Right or left angle)



Options

Fabric modesty panel

(For rectangular tables with or without a 90° round corner)



Configuration ideas



Individual tables

Rectangular or oval; different sizes

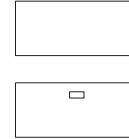


Combinations

2 rectangular tables + 2 half-moon extensions



Cable management




One-way top-access module (not available on oval table)

Shade card


Melamine

Worktops (thk 25 mm)




MG

N5




N8

RZ



R5

R1




R3

N6

Metal

Legs



SO

SA



SC

SG

Fabric

Modesty panel



Cat. A
Bondai



Cat. B
Step
Step melange
Chili



Cat. D
Fenice
Cyber

PRICE P. 106

Details and availability

VIEW ALL RESOURCES ONLINE





Eloise

NEW

FOR MEETING ROOMS AND EATING AREAS

ELOISE tables are ideal for furnishing meeting and catering areas, offering a wide choice of bases, tops and finishes.

Made in France





GELATI, chairs and stools p. 258 - ANOUK lounge seats, p. 28

With its simple lines and practical design, the ELOISE range is a versatile furnishing solution for eating areas, relaxation areas and meeting rooms alike.



LOUIS chairs, p. 244- KARL storage units, p. 80

Configuration ideas



A high table for coffee breaks, with a choice of top: round or square



A 4-leg meeting table to seat up to 8 people; available in two sizes



Strengths



Choice of shapes and leg types

Square, round, rectangular and barrel-shaped tops

Central stem leg, or 4-leg design



Two heights

Standard, or high version for quick breaks



Choice of material

Laminate or melamine



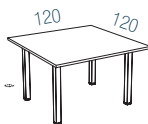

Overview

Tables H. 73.5 cm

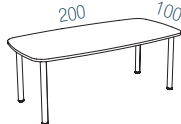
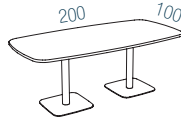
Round*



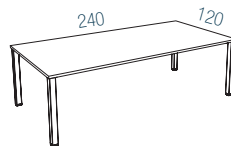
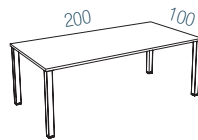
Square*



Barrel-shaped




Rectangular



Cable management

Barrel-shaped and rectangular tables



Double access hatch

Shade card

Melamine

Worktops (thk 25 mm)




MG



N5




R9




N8




RZ




R1




R5



R3




N6



RK

Laminate

Worktops (thk 23.6 mm)



HZ



VW

Metal

Legs



SO



SA



SC



SG



More choices available

PRICE P. 107

Details and availability

VIEW ALL RESOURCES ONLINE



* Available in melamine and laminate



Elisa

NEW

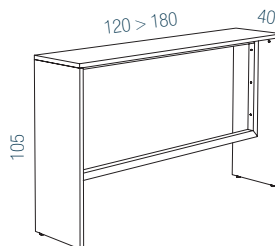
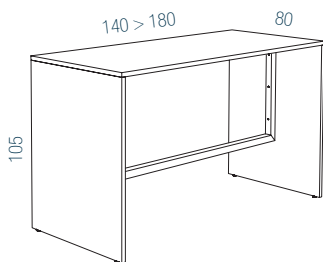
SOFIA stools, p. 264

FOR WORKSPACES AND MEETING ROOMS

ELISA offers a range of high tables, available in 2 depths. The narrow version (D. 40 cm) has a built-in power socket, making it a handy workstation for quick tasks. The deeper model is ideal for meeting rooms or break areas.

Overview

High tables H. 105 cm



Made in France





Strengths



Sturdy and comfortable

Panel legs with structural metal frame that can be used as a footrest. Stabiliser feet.



1 height, 2 depths

High table for solo or group use. Available in 2 depths and several widths.



Optimised power management

Horizontal and vertical cable management (tables D. 40 cm)



Zooms



Table-top power socket

Pre-drilled opening for optional cable port with direct connectivity (D. 40 cm only)




Vertical cable management

Magnetic housing to be positioned on the metal frame

Shade card

Melamine


Worktops and legs (thk 25 cm)



MG




R9




N8




RZ




R1



R5



R3



N6

Metal


Frame



SO



SA



SC



SG



More choices available

PRICE P. 109

Details and availability

[VIEW ALL RESOURCES ONLINE](#)





Evasion

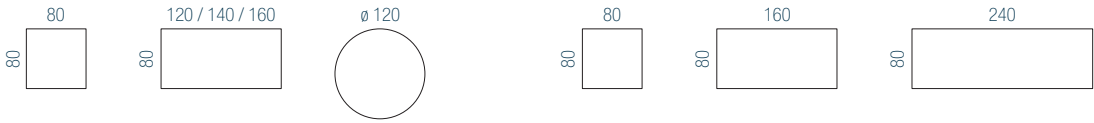
MARGOT lounge seats and tables, p. 34

NATURAL STYLE

The EVASION range subtly combines metal and natural beech for a light, contemporary look. Matching chairs are available for all the tables. Available in several shapes and sizes, EVASION fits in just as easily in restaurant spaces as it does in meeting rooms.

Overview

Tables H. 73.5 cm Tables H. 110 cm



Made in France



⊕ The EVASION range also includes chairs and stools, P. 266, and low tables, P. 47



Strengths



Natural style

Solid beech legs



Choice of shapes

Round, square and rectangular tables



Two heights

High (H. 110 cm) or standard (H. 73.5 cm)



Easy-clean & hard-wearing

Stain- and scratch-resistant laminated worktops



Zooms



Metal insert combined with solid wood

White or black for a modern touch




Plywood edge banding

Beechwood finish

Shade card

Laminate

Worktops (thk 23.6 mm)
Plywood edge banding



HZ



VW

Metal/Wood

Legs

Textured finish



ZOMS



ZPMS

Legs

Smooth finish



SOMS



SGMS

PRICE P. 110

Details and availability

[VIEW ALL RESOURCES ONLINE](#)





Lucie

SCOTT chairs, p. 250

VERSATILE AND COLOURFUL

LUCIE is the ideal table for leisure and catering areas. Available in several shapes and sizes, with a multitude of colours and materials to choose from, there's a model to suit any furnishing style.

Made
in France



PEFC
PEFC/07-32-197





Strengths



Choice of versions

Choice of 2 heights (standard or high), with a round or square top



Indoor & outdoor usage

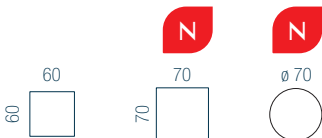
Melamine top, metal base (Indoor)
Corrosion-resistant metal top and base (Outdoor)



Overview

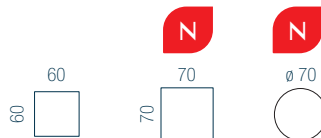
Indoor tables

Available in H. 73.5 and 104.5 cm



Outdoor tables


Available in H. 73.5 and 104.5 cm



Shade card Indoor tables

Melamine


Worktops (thk 25 mm)



MG



N5




R8




R7




R9




N8




RZ



R1




R3



N6

Metal

Legs



ZP

Outdoor tables

Metal

Worktops (thk 3 mm), base



ZPSG

PRICE P. 111

Details and availability

[VIEW ALL RESOURCES ONLINE](#)





Gaby

NEW

RETRO STYLING

Created by our Design Studio, GABY is ideal for furnishing catering areas. The bistro-inspired design creates a distinctive, welcoming look. Comprising tables, chairs and stools in a range of finishes, GABY creates a friendly, authentic atmosphere.

Made
in France





Strengths



Bistro look

Perfect for furnishing catering areas



Full range

Choice of two heights
Matching chairs and stools available



Variety of materials and colours

Melamine and laminate

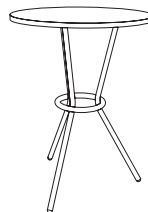


Overview

Tables H. 74 cm



Tables H. 105 cm




The GABY range also includes chairs and stools, p. 262


Shade card

Melamine


Worktops (thk 25 mm)



MG



N5




R8



R7




R9




N8



R1




R3



N6

Laminate

Worktops (thk 23.6 mm)



HZ



VW

Metal

Legs



ZP

PRICE P. 110

Details and availability

VIEW ALL RESOURCES ONLINE





Seats



Office chairs



Mia

Page 226 ›

.....



Alter

Page 227 ›

.....



Oscar 2 NEW

Page 228 ›

.....



Leon

Page 230 ›

.....



Gabin NEW

Page 232 ›

.....



Opus

Page 233 ›

.....



Elliott

Page 234 ›

.....



Manhattan

Page 236 ›

.....



Attitud

Page 237 ›

.....



Seven

Page 238 ›

.....



24H Pro

Page 239 ›

.....



Polyurethane

Page 239 ›

.....



Scan the QR code for advice on how to adjust your chair





Mia

Comfort for the back

Backrest adjustable for height (+5 cm) and depth (+3 cm)

Permanent contact mechanism

Ergonomic articulation system where the backrest adjusts itself to the user's back, while the seat remains fixed

Choice of options

With or without armrests

Shade card

Fabric

Seat and backrest



BI
Black



BE
Blue



SV
Black

Nylon

Base

Mechanism

Permanent contact



PRICE P.114

Details and availability

**VIEW ALL RESOURCES
ONLINE**





Alter



Optimum back support

Height-adjustable fabric backrest (+7 cm)
 Backrest locking: 4 positions (fabric backrest)
 or 3 positions (mesh backrest)
 Backrest tension adjustment with front knob



Synchro mechanism

Synchronised seat and backrest
 tilt system



Armrests

Fixed or 1D

Shade card

Fabric

Seat and backrest



KE
Black



KC
Blue



TI
Black

Nylon

Base



SV
Black

Mechanism

Synchro



PRICE P.114

Details and availability

**VIEW ALL RESOURCES
ONLINE**





Oscar 2

NEW

Desks and Tables ARIAL, p. 86/104 -
Desktop screens and free-standing screens
SOLANGE, p. 122

Zooms



Armrests
1D or 4D



Adjustable lower back support
Mesh: + 7.5 cm
Fabric: + 5 cm



Stylish backrest
Frame with smooth lines

Made
in France



Excl. armrests



Strengths



Optimum back support

Fixed fabric or mesh backrest with integrated adjustable lower back support



High position

Draughtsman version



3 mechanisms

Synchro self-regulating
Synchro comfort
Synchro ergonomic with seat-depth adjustment



2 types of backrest



Fabric backrest



Mesh backrest

Shade card

Fabric

Seat and backrest



Cat. A
Bondai



Cat. B
Step
Step Mélange
Chili



Cat. C
Secret

Polypropylene


Backrest



Black

Mesh

Backrest



IW
Black

Nylon/Aluminium

Base



SV
Black



SQ
Chrome

Mechanisms

Synchro



- Self-regulating
- Comfort
- Ergonomic with seat-depth adjustment

PRICE P.115

Details and availability

VIEW ALL RESOURCES ONLINE





Leon

Desk ARIAL, p. 86 - Desktop screens SOLANGE, p. 122 -
Tower GUSTAVE, p. 138 - Rehausses, p. 135

3 types of backrest



Upholstered backrest

Fabric on both sides



Upholstered backrest

Upholstered front, polypropylene rear



Mesh backrest

Made in France



Excl. armrests



Strengths



Optimum back support

Intuitive backrest height adjustment (+6 cm)
Lower back support integrated into mesh backrest (+6 cm)



Firm support

Injection moulded foam seat, 4 cm thick



Mechanisms

Synchro ergonomic with seat-depth adjustment
Lateral hand lever



Zooms



Armrests

1D or 4D



Slider release buttons

For backrest height adjustment

Shade card

Fabric

Seat and backrest



Cat. A
Bondaï



Cat. B
Step
Step Mélange
Chili



Cat. C
Secret

Polypropylene

Backrest



Black

Mesh

Backrest



HB
Black

Nylon / Aluminium

Base



SV
Black



SQ
Chrome

Mechanisms

Synchro



- Lateral hand lever
- Synchro ergonomic with seat-depth adjustment

PRICE P:116

Details and availability

VIEW ALL RESOURCES ONLINE





Gabin

NEW

Optimum back support

Fixed mesh backrest with integrated adjustable lower back support (+ 6.5 cm)

Comfortable seat

Seat with enhanced curvature at the front to improve blood circulation

Choice of options

Height-adjustable headrest
1D or 4D armrests

Mechanisms

Synchro comfort
Synchro ergonomic with seat-depth adjustment

Shade card

Fabric

Seat



Cat. A
BONDAÏ



Cat. B
STEP
STEP MELANGE
CHILI



Cat. C
SECRET



Cat. E
LEATHER

Mesh

Backrest



IL
Black

Nylon/Aluminium

Base



SV
Black



SQ
Chrome

Mechanism

Synchro



- Comfort
- Ergonomic with seat-depth adjustment

PRICE P.117

Details and availability

VIEW ALL RESOURCES ONLINE



Made in France



Excl. armrests





Opus

Optimum back support

Height-adjustable backrest
(rack and pinion mechanism: + 6 cm)
Optional lower back support for mesh
backrest only (+ 11cm)

Comfortable seat

Wide, comfortable seat
(W. 51 cm)

Optimum neck support

Headrest tilts (45°) and
is height-adjustable
(+ 6 cm)

Ergo+ version for greater comfort

Negative tilt
360° swivelling chrome armrests
Greater seat adjustment range

Shade card

Fabric

Seat and backrest



Cat. A
BONDAÏ



Cat. B
STEP
STEP MELANGE
CHILI



Cat. C
SECRET



Cat. E
LEATHER

Mesh

Backrest



IZ
Black

Nylon/Aluminium

Base



SV
Black



SQ
Chrome

Mechanisms

Synchro



- Comfort
Ergonomic
- Ergo+ with
negative tilt
adjustment

PRICE P.118

Details and availability

**VIEW ALL RESOURCES
ONLINE**



Made
in France



Excl. armrests



Elliott

Desk ROBIN, p. 100 - Desktop screens SOLANGE, p. 122

3 types of backrest



Mesh backrest



Fabric backrest
(High or low backrest)



Padded backrest

Made in France



Excl. armrests
Excluding padded backrest and SQ base



Strengths



High position

Draughtsman version



Optimum back support

Fixed fabric or mesh backrest with integrated adjustable lower back support (+ 6 cm)



Comfortable seat

Firm support (injection moulded foam, 40 mm thick)



Mechanisms

Synchro self-regulating, with seat-depth adjustment
Synchro with lateral hand lever, with seat-depth adjustment



Zooms



3D armrests

Soft-touch finish



Seat-depth adjustment

Adjustment button built into the seat

Shade card

Fabric

Seat and backrest



Cat. A
Bondaï



Cat. B
Step
Step Mélange
Chili



Cat. C
Secret



Cat. E
Leather

Polypropylene

Backrest



Black

Mesh

Backrest



IW
Black

Nylon/Aluminium

Base



SV
Black



SQ
Chrome

Mechanisms

Synchro



- Self-regulating
- Lateral hand lever
(both with seat-depth adjustment)

PRICE P.119

Details and availability

VIEW ALL RESOURCES ONLINE





Manhattan

Generous headrest

Full-width fixed headrest for good neck support

Forward axis tilt

Tilting system: backrest and seat tilt together

Elegant styling

Fixed chrome armrests with soft-touch finish

Shade card

Leather

Full grain leather
Seat and backrest



YB
Black

Mechanism

Forward axis tilt



PRICE P:120

Details and availability

**VIEW ALL RESOURCES
ONLINE**





Attitud



Comfort

Ample, comfortable seat (W. 52 cm)
 Height-adjustable backrest (+6 cm)
 Full-width fixed headrest for good neck support



Elegant finish

Backrest upholstered on both sides
 4D armrests with soft-touch finish



Synchro ergonomic, with seat-depth adjustment

Ergonomic backrest tension adjustment via lateral hand lever

Shade card

Leather

Seat and backrest



YB
Black

Fabric

Seat and backrest



Cat. A
BONDAÏ



Cat. B
STEP
STEP MELANGE
CHILI



Cat. C
SECRET

Nylon/Aluminium

Base



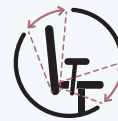
SV
Black



SQ
Chrome

Mechanism

Synchro



Ergonomic with seat-depth adjustment

PRICE P.120

Details and availability

VIEW ALL RESOURCES ONLINE



Made in France





Seven



Comfortable

Soft seat (foam thickness 50 mm)



Good neck support

Full-width fixed headrest for good neck support



Forward axis tilt

Tilting system: backrest and seat tilt together



Armrests

Fixed armrests with chrome finish

Shade card

Leather
Office chair



YB
Black

Faux leather
Visitor chair



YA
Black

Aluminium
Base



SQ
Chrome

Mechanism
Forward axis tilt



PRICE P.120

Details and availability

**VIEW ALL RESOURCES
ONLINE**



24H Pro



Intensive use

Designed for 24/7 use



Hard-wearing fabric

Fire-resistant (EN1021-1/2)



Armrests

Fixed armrests with chrome finish and upholstered padding



Heavy-duty

Max. load 160 kg



Forward axis tilt

Tilting system: backrest and seat tilt together

Shade card

Fabric

Seat and backrest



UD
Black

Mechanisms

Forward axis tilt



PRICE P 121

Details and availability

ALL ONLINE RESOURCES



Polyurethane



Special polyurethane seats

High resistance to stains, chemicals and sparks for laboratories and workshops



Full range

Draughtsman chair with fixed footrest
Office chair
Stool



Anti-slip pads

Only available for the draughtsman chair and the stool

Shade card

Polyurethane

Seat and backrest



PA
Black

PRICE P121

Details and availability

VIEW ALL RESOURCES
ONLINE



Made
in France



Chairs & stools



Inventiv'

Page 242 ›

.....



Isabel

Page 243 ›

.....



Louis NEW

Page 244 ›

.....



Meeting+

Page 246 ›

.....



Anthra+

Page 247 ›

.....



Geo

Page 247 ›

.....



Rosalie

Page 248 ›

.....



Scott NEW

Page 250 ›

.....



Emi

Page 254 ›

.....



Romy

Page 256 ›

.....



Gelati

Page 258 ›

.....



Line

Page 260 ›

.....



Gaby NEW

Page 262 ›

.....



Sofia

Page 264 ›

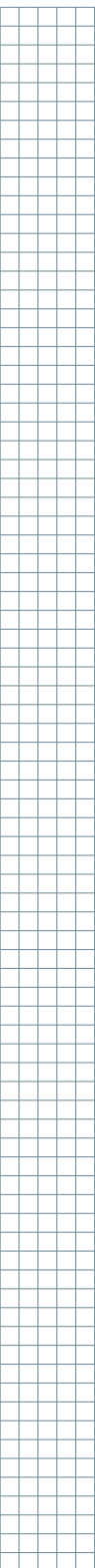
.....



Evasion

Page 266 ›

.....



Shade card

Fabric

Seat and backrest



Cat. A
Bondai



Cat. B
Step
Step melange
Chili



Cat. C
Secret

Mesh

Backrest



UH
Black



UM
White

Metal

Legs



SP
White



SB
Grey



SG
Black

Inventiv'



Multi-purpose
For workspaces,
meeting rooms, and
training rooms

Fabric or mesh
backrest
Choose your preferred look
and feel (mesh provides
added breathability)

Soft lines
Slightly curved legs

Choice of finishes
Black or White mesh,
3 leg colours

Zooms



Armrests with writing shelf
On right-hand side



Transport trolley
Holds up to 6 chairs
(versions with 4 fixed legs, without
writing shelf)

PRICE P. 124

Details and availability

VIEW ALL RESOURCES
ONLINE



Made
in France



4 fixed
legs



With writing
shelf



Cantilever
base



GUARANTEE
2
years



35
%

Isabel

Shade card

Fabric

Seat and backrest



Cat. A
Bondai



Cat. B
Step
Step melange
Chili



Cat. C
Secret

Leather

Seat and backrest



YB
Black

Mesh

Backrest



IN
Black

Metal

Legs



SB
Aluminium
grey



SG
Black



SQ
Chrome

PRICE P. 125

Details and availability

**VIEW ALL RESOURCES
ONLINE**



Fabric or mesh backrest

Choose your preferred look and feel (mesh provides added breathability)



Firm, comfortable seat

Durable injection moulded foam, 50 mm thick



Refined finish

Fabric-covered backrest (both sides)



2 bases



5-point star base with castors, and tilting mechanism



Cruciform base

Made
in France



Cantilever
base



WARRANTY
5
years



26
%



Louis

NEW

SIMPLE AND COMFORTABLE

Available in two versions (5-star base on castors, or cantilever base), there's a LOUIS chair for every work and meeting space. It's a solution that combines style and functionality.

Made
in France



Cantilever
base



Strengths



Multi-space

Work or meeting space



Optimised storage

Lightweight, the cantilever version is easy to transport and stack (max. 3 chairs)



Adjustable

Height adjustment range of +11 cm version with castors



Two bases



Cantilever base



5-star base on castors

Shade card

Fabric

Seat



Cat. A
Bondai



Cat. B
Step
Step melange
Chili



Cat. C
Secret

Mesh

Backrest



TI
Black

Nylon

Base



SV
Black

Metal

Leg



SQ
Chrome

PRICE P. 126

Details and availability

**VIEW ALL RESOURCES
ONLINE**



Shade card

Polypropylene

Seat



PT
White



PY
Graphite
grey



PU
Black



PZ
Red




PC
Fir green

Metal


Legs



SQ
Chrome



SO
White



X1
Graphite
grey



SG
Black



ZY
Red



SW
Fir green

Meeting+



Colourful

5 choices of seat colour, with matching legs or chrome legs



Lightweight

Easy to handle and stack (max. 15 chairs)



Fire-resistant

M2 shell (option)



Writing shelf

(option)

PRICE P. 126

Details and availability

VIEW ALL RESOURCES ONLINE



Without
writing shelf

With writing
shelf

Anthra+



Versatile

Suits lots of styles



Choice of backrest

Fabric or mesh



Stackable

Max. 12 chairs



Options

With or without armrests

With or without armrests with writing shelf



Without armrests
Without writing shelf

With armrests
Without writing shelf

Geo



Folding



Versatile



Rotatable writing shelf

Available as an option



Choice of seat and backrest

Fabric or faux leather



Shade card

Fabric

Seat and backrest




Cat. A
Bondai



Cat. B
Step

Mesh

Backrest



TI
Black

Metal

Legs



SB
Grey



SG
Black

PRICE P. 127

Details and availability

VIEW ALL RESOURCES ONLINE



Shade card

Fabric

Seat and backrest /
Legs



FA/SG
Celestial
black / Black



FG/SG
Storm grey
/ Black

Faux leather

Seat and backrest /
Legs



YA/SQ
Black/
Chrome

PRICE P. 127

Details and availability

VIEW ALL RESOURCES ONLINE





Rosalie

ELOISE tables, p. 210 - ELISA high table, p. 214 - Recycling bins, p. 278

FUN & VERSATILE

For a versatile seating solution, look no further than the ROSALIE range. Artfully combining comfort and functionality, ROSALIE suits all kinds of setting: eating areas, training rooms, receptions and lounges, meeting rooms and break-out spaces.



4 metal legs



Cantilever base



GUARANTEE 2 YEARS



43%



Strengths



Easy to move

Grab handles built into the seat shell

Campus version

All-in-one version with 360° pivoting writing shelf and built-in storage tray

Multi-purpose

For workspaces, meeting rooms, and training rooms

Generous, comfortable seat

Cushion pad (option)



Zooms



Hand lever for adjusting the seat height

For versions with a 5-point star base with castors: + 13 cm



Writing shelf

Shade card

Fabric

Cushion pad



Cat. A
BONDAÏ



Cat. B
STEP
STEP MELANGE
CHILI



Cat. C
SECRET



Cat. D
FENICE

Polypropylene

Seat



PS
Cream



PQ
Grey



PJ
Yellow




PR
Black

Metal

Legs



SQ
Chrome



SG
Black

PRICE P. 128

Details and availability

**VIEW ALL RESOURCES
ONLINE**





Scott

NEW

COSY & ECONOMICAL

SCOTT's enveloping backrest hugs the user for greater comfort and breathes an air of elegance into workspaces.

Made
in France





ELISA high table, p.214 - GELATI stools, p.258 - LUCIE tables, p.218

With different base types (4-leg base made from polypropylene, solid wood or eco-friendly wood fibres, or 5-point star base) and 7 shell colours to choose from, including 3 made entirely from recycled materials, there's a SCOTT chair for every space and furnishing style.



ROBIN desks, p. 76 - OL02 lamps, p. 272

 **Zooms**



^
Wooden frame



^
Black polypropylene or wood fibre composite legs



^
5-point star base with castors



Strengths



Multi-purpose

For workspaces, meeting rooms and eating areas

Customisable

Choice of polypropylene or fabric-covered shell

7 shell colours, with optional cushion pad

Choice of 50 fabrics

4 types of legs

Eco-friendly

The CHILI fabrics are made entirely from recycled polyester

3 shells made entirely from recycled materials

Shade card

Fabric

Seat*, backrest* and cushion pad



Cat. A
Bondai



Cat. B
Step
Step melange
Chili



Cat. C
Secret



Cat. D
Fenice
Cyber

* CAT. D Secret fabrics not available

Polypropylene

Seat



PB
Snow



QW
Taupe



PM
Powder pink



PN
Turquoise

Recycled polypropylene

Seat



OQ
Black



OZ
Light grey



O9
Brick

PRICE P. 129

Details and availability

VIEW ALL RESOURCES ONLINE





Emi

ARIAL table, p. 164

EASY TO USE, EASY TO MOVE, EASY TO STORE

The EMI range was created with agile, dynamic workspaces in mind. Thanks to the clever design, a room can be rearranged in a matter of seconds. Both the fixed and the mobile versions are easy to move around thanks to their lightweight structure, and the tables and chairs can be quickly folded up and stored when they are no longer needed. To optimise storage space, up to 20 EMI chairs can be stacked together, either horizontally or vertically.



Polypropylene chairs
with fixed or castor-
mounted legs



Fabric-covered
seats with
fixed legs



Fabric-covered
seats with
castor-mounted legs





Strengths



Multi-purpose

For workspaces, meeting rooms and training rooms



Several options

Fixed or folding seat
With or without armrests
With or without castors



Instant comfort

Injection moulded foam seat



Stacks vertically & nestles horizontally



The EMI range also includes tables, p. 202

Shade card

Fabric

Seat



Cat. A
BONDAI



Cat. B
STEP
STEP MELANGE
CHILI



Cat. C
SECRET

Polypropylene

Seat and backrest



PU
Black

Mesh

Backrest



UH
Black

Metal

Leg



SQ
Chrome

PRICE P. 130

Details and availability

**VIEW ALL RESOURCES
ONLINE**





Romy

MODERN AND ECO-FRIENDLY

The ROMY chairs are available in several colours and feature an innovative modular locking design that allows for tool-free assembly. Because there are no screws, the chairs are easy to dismantle and recycle too. Optional castors, armrests and writing shelves make for lots of customisation possibilities, and the seat and backrest have been designed to provide instant comfort.

Made in France

-  x10
Polypropylene seat
-  x6
Fabric seat
-  x15
Polypropylene seat
-  x10
Fabric seat
-  EN 16139
-  EN 1728
-  GUARANTEE 2 YEARS
-  26%



Strengths



Instant comfort

Generous seat and enveloping back



Practical

Durable and easy to clean
Stackable (up to 15 chairs per trolley)



Removable writing shelf

No tools required



Options



Linking pieces

For chairs without armrests



Linking pieces

For chairs with armrests

Shade card

Fabric

Cushion pad



Cat. A
Bondai



Cat. B
Step
Step mélange
Chili



Cat. C
Secret

Polypropylene

Backrest, seat,
armrests



PX
Grey



PT
White



PU
Black




PW
Yellow



PZ
Red

Metal

Legs



SB
Grey



SP
White



SG
Black



SX
Yellow



ZY
Red

*The seat, backrest and armrests are always in a matching colour. A different colour can be chosen for the legs.

PRICE P. 132

Details and availability

VIEW ALL RESOURCES ONLINE





Gelati

ARIAL table, p. 164

CONTEMPORARY DESIGN

The GELATI seating range has a contemporary look that fits seamlessly into any environment. The lightweight chairs are resistant to UV rays, so can be used both in indoor and outdoor settings. Choose between 4-leg chairs or high stools, for eating areas or project spaces and other workspaces.



Chairs



Stools





Strengths



Multi-purpose

The stools are perfect for high tables in project spaces and eating areas



Indoor and outdoor

Resistant to UV rays and corrosion (white/black legs only)



Customisable

3 choices of leg colour: chrome, black or white



Easy-clean

Polypropylene shell



Stackable

For convenient handling and storage

Shade card

Polypropylene

Seat



PT
White



QA
Grey



PU
Black



PV
Sky blue



QH
Forest green




XK
Red

Metal


Legs



SQ
Chrome



SO
White



SG
Black

PRICE P. 133

Details and availability

VIEW ALL RESOURCES ONLINE





Line

LUCIE table, p. 218

MODERN BISTROT CHIC

LINE is an updated take on 1920s bistrot seating. One-piece polypropylene shells replace the traditional wooden structure to create a modern, weather-resistant chair. The comfortable, practical chairs can be used both indoors and outdoors, lending vintage charm to any break-out or eating areas.



Chairs

...



Strengths



Monochrome

Matching seat shell and legs



Practical and easy to clean

The armrest version can be hung on tables for easy cleaning of floors



Indoor and outdoor

Resistant to UV rays



Lightweight

Easy to handle and stack (max. 10 chairs)

Shade card

Polypropylene

Seat, backrest and legs



PT
White



PO
Garnet red



PP
Dark green



PU
Black



PI
Warm grey

PRICE P. 133

Details and availability

VIEW ALL RESOURCES ONLINE





Gaby

NEW

RETRO STYLING

Created by our Design Studio, GABY is ideal for furnishing your catering areas. The bistro-inspired design creates a distinctive, welcoming look. Made up of tables, chairs and stools in a range of finishes, GABY creates a convivial, authentic atmosphere.

Made
in France





Strengths



Bistro look

Perfect for furnishing your catering areas



Full range

Matching chairs, stools and tables



Choice of styles

Black stained beech or oak plywood



Zooms



Unique, rounded design

Curved lines that combine comfort and style



Spacious and comfortable

Seat width W. 44 cm




Stylish backrest

Elegant and supportive

Shade card

Plywood

Seat and backrest



VA
Oak



VO
Black stained
beech

Metal

Legs



ZP
Black



The GABY range also includes tables, p. 220

PRICE P. 134

Details and availability

VIEW ALL RESOURCES ONLINE





Sofia

NEW

ELISA high table, p. 214

CHAIRS WITH RETRO CHARM

SOFIA subtly combines the retro charm of the 1950s with contemporary Scandi-inspired styling. It's a versatile and practical seating solution that's suitable for any type of space. The range offers both polypropylene and upholstered versions and includes a stool designed for 90 cm high tables.





Strengths



A complete range

Chairs and stools in polypropylene or upholstered versions

Stools, H. 67.3 cm: designed for ARIAL high tables, H. 90 cm



Multi-purpose

A versatile range that adapts to any space



Smart & stylish

A seat and backrest with soft, rounded lines for prolonged usage



Zooms



Soft, rounded lines

Thin tubular structure for a sleek look



Comfortable

Available as a fully upholstered seat

Shade card


Fabric Cat. B

Seat and backrest



A2
Beige

A5
Mustard
yellow



E4
Aqua

B5
Mottled light
grey



A6
Black

A9
English
green


Polypropylene

Seat



QN
Ochre

PU
Black



QO
Marsala red


QW
Taupe



QS
Sage green

Metal

Legs



SG
Black

PRICE P. 135

Details and availability

**VIEW ALL RESOURCES
ONLINE**





Evasion

NATURAL STYLE

The EVASION range subtly combines metal and natural beech for a light, contemporary look. The matching chairs and tables allow for a fully coordinated solution. Available in several shapes and sizes, EVASION fits in just as easily in eating areas as it does in meeting rooms.

Made
in France





Strengths



Hard-wearing and easy to clean

Laminated beech plywood seat with oil-treated edge banding



Multi-purpose

A versatile range that suits any setting



Practical

Galvanised steel non-marking footrest



Zooms



Ergonomic

Grab handle built into the backrest



Decorative metal insert on the legs

Black or white to match the seat, for a contemporary look



Natural style

Solid beech legs

Shade card

Beech

Seat & leg decoration
Textured finish



VKZOMS
White
Solid beech



VMZPMS
Black
Solid beech

Beech

Seat & leg decoration
Smooth finish



VKSOMS
White
Solid beech



VMSGMS
Black
Solid beech

PRICE P. 134

Details and availability

VIEW ALL RESOURCES
ONLINE



The EVASION range also includes standard tables, p. 216 and low tables, p. 47



Accessories & electrical solutions



Accessories & electrical solutions



Lighting NEW

Page 272 ›

.....



Decorative plants NEW

Page 274 ›

.....



Recycling bins

Page 278 ›

.....



Coat stands NEW

Page 280 ›

.....



Mobile clothes rail NEW

Page 281 ›

.....



Meeting accessories

Page 281 ›

.....



Office accessories

Page 282 ›

.....



Multimedia stands

Page 283 ›

.....



Flatscreen monitor arms

Page 284 ›


.....



Power & cable management


Page 286 ›

.....





Desk lamps




^ **AVA - 150 lumens** 
 Suitable for indoor and outdoor use (IP44 rating)
 Rechargeable wireless model (USB cable supplied)
 H. 31 cm



^ **CHAMPI - 459 lumens** 
 Dimmable
 Touch-activated
 H. 26 cm




^ **AURA - 997 lumens** 
 3 brightness settings
 1 hinge point
 Built-in 5V USB-A port
 H. 18-53 cm



^ **OL07 - 510 lumens**
 3 brightness settings
 3 colour temperatures
 Flexible arm
 H. 48 cm



^ **OL02 - 650 lumens**
 5 brightness settings
 3 colour temperatures
 USB port + induction charger
 H. 38 cm

Shade card

Ava




Black Lime blossom green Beige red Soft orange

Champi



White Grey Black Pink

OL07



White Black

OL02



White/Silver

Floor lamps



^ **NEO - 11900/12421 lumens**
 Two versions: 3000K or 4000K
 Direct/indirect lighting
 Built-in occupancy sensor and brightness sensor
 H. 198 cm



^ **CL05 - 1150 lumens**
 Linen or wood-effect lampshade
 Wooden legs
 H. 155 cm



^ **AURA - 5539 lumens**
 Dimmable
 Steel/wood finish
 H. 180 cm




^ **CL09 - 1100 lumens**
 Chintz lampshade
 Built-in shelf (painted metal)
 H. 147 cm

Neo



White Aluminium Black

CL05



Wood White

Aura



White/Beech Black/Beech

CL09



Black

PRICE P. 138
 Details and availability

VIEW ALL RESOURCES ONLINE



Decorative plants

NEW



ROBIN tables, p. 170 - SOFIA stools, p. 264

A TOUCH OF GREENERY FOR WORKSPACES

Adding decorative plants to a workspace helps create a pleasant, soothing environment and boost employee well-being and productivity. The desk plants and floor plants add a welcome touch of greenery to offices and meeting rooms, and the planter versions are a great way of dividing up larger spaces.

Small potted plants



Hosta

H. 22 cm, dia. 13 cm
Black ceramic pot



Agave

H. 22 cm, dia. 13 cm
White ceramic pot



Succulent

H. 30 cm, dia. 15 cm
Grooved ceramic pot

Made
in France



Planters

Strengths

Break up large spaces

Different heights available



Wild grasses

H. 180 / W. 90 cm

Graphite grey plastic planter, H. 77 cm

Free-standing model

Finishing touches

Quartz or limestone decorative gravel



Ferns/alocasias

H. 135 / W. 90 cm

Graphite grey plastic planter, H. 77 cm

Free-standing model

Lightweight & high-quality

Lightweight planters made from fibrestone or plastic



Wild grasses

H. 70 / W. 80 cm

White fibrestone planter, H. 20 cm

Cupboard-top model



Mixed arrangement

H. 70 / W. 80 cm

White fibrestone planter, H. 20 cm

Cupboard-top model

PRICE P. 140

Details and availability

[VIEW ALL RESOURCES ONLINE](#)



Made
in France



Large potted plants

Strengths

Sold as a set

Pot, plant and gravel included



Natural wood

Artificial foliage



Unique pairings

Pot and plants



Wild grasses

H. 160 cm

Round polyethylene pot, dia. 35 cm,
with black lacquered finish



Bamboo

H. 175 cm

Square polyethylene pot, 40 x 40 cm,
with matte black finish

Made
in France





Alocasia

H. 95 cm
Braided rope pot



Dracaena fragrans

H. 130 cm
Woven bamboo pot



Ficus lyrata

H. 120 cm
Braided rope pot



Eucalyptus

H. 150 cm
Black recycled plastic pot

PRICE P. 140
Details and availability

**VIEW ALL RESOURCES
ONLINE**





Recycling bins

Made
in France





Strengths



Volume 60L

Removable plastic bin (included)



Colour-coding and pictograms

For quick and easy sorting of waste



Mobile

Easy to move around



Strong

Sheet steel thk. 10 mm



Options



Linking pieces



Lid

Recommended for the food waste bin



Rear access door

PRICE P. 142

Details and availability

VIEW ALL RESOURCES ONLINE



Coat stands



Wotan

8 coat pegs
4 bag hooks
4 umbrella rings
H. 178 cm, base dia. 34 cm



Noa

4 coat pegs
Wooden pegs
H. 179.5 cm, base dia. 36.5 cm



Aura

6 coat pegs
Space for 6 umbrellas
Drip tray
H. 178 cm, base dia. 34 cm



Bora

6 coat pegs
Space for 6 umbrellas
Drip tray
H. 178 cm, base dia. 34 cm

Shade card

Wotan



Black

Noa



Black

Aura



White/Beech



Black

Bora



White/Bamboo



Black/Bamboo

PRICE P. 143

Details and availability

VIEW ALL RESOURCES
ONLINE



Mobile clothes rail



Lower shelf for accessories
Rail capacity: 40 coats



Shade card

Mobile clothes rail



Chrome

PRICE P. 143

Details and availability

VIEW ALL RESOURCES
ONLINE



Whiteboards



Can be affixed to a support horizontally or vertically (includes mounting kit)



Aluminium frame

Lacquered (90 x 120 cm)

Enamelled (60 x 90 cm, 90 x 120 cm,
120 x 180 cm)

Magnetic dry-wipe surface



Without frame

Lacquered (75 x 115 cm)

Magnetic dry-wipe surface



Mobile easel

H. 186 cm

Magnetic lacquered steel back panel

PRICE P. 144

Details and availability

VIEW ALL RESOURCES
ONLINE



Noticeboard

14 %

Can be affixed to a support horizontally or vertically
(includes mounting kit)



Noticeboard

Natural cork, 12 mm thick
60 x 90 cm or 90 x 120 cm

PRICE P. 144

Details and availability

VIEW ALL RESOURCES
ONLINE



Office accessories

56 %



Under-desk drawer

Metal
Attaches to the underside of a worktop



Footrest

4 height settings and 4 tilt angles



Metal waste bin

Volume 20L

PRICE P. 145

Details and availability

VIEW ALL RESOURCES
ONLINE



Keyboard tray

CPU holders



ABS

Attaches to the underside of a worktop
Includes built-in pen tray
Height-adjustable from 2 to 5 cm



Steel supporting arm

Choice of finish: Aluminium grey, White or Black
Recommended for AXEL 2 and LUTZ 2 desks



Metal supporting arm

Aluminium grey finish

Computer workstations



Multi-purpose mobile table

White melamine table top (25 mm thick)
Metal structure in Aluminium grey finish



Computer workstation

Melamine worktop in Beech finish (19 mm thick)
Metal structure in Light grey finish
Mounted on 4 castors (2 with brakes)

PRICE P. 146

Details and availability

VIEW ALL RESOURCES
ONLINE





Flatscreen monitor arms



Economy

4-point articulated arm on mast
 1-screen and 2-screen version
 Screen size: 10 to 32 inches
 Max. load: 8 kg (per arm/screen)
 Worktop-mounted: Clamp mount or grommet mount
 (requires drilled hole in worktop)



Standard


3-point articulated arm with gas-spring
 mechanism
 1-screen and 2-screen versions
 Screen size: 17 to 32 inches
 Max. load: 9 kg (per arm/screen)
 Worktop-mounted: Clamp mount or
 grommet mount (requires drilled hole
 in worktop)

TARIF P. 147

Détails et disponibilités

**TOUTES LES RESSOURCES
 EN LIGNE**





Technical

One-part or two-part articulated aluminium arm with gas-spring mechanism
(range: 28.3 or 43.3 cm)

Built-in cable management

360° rotation

Screen size: max. 27 inches

Max. load: 7 kg (per arm/screen)

A modular system for 1 or 2 screens

1 Decide what range of extension you need



28 cm range - One-part arm design
1-screen or 2-screen version



43 cm range - Two-part arm design
1-screen or 2-screen version

2 Choose a mount/clamp



3-in-1 mount
For worktops of thickness 10 to 50 mm
Clamp mount (clamp depth 25 mm)



Fixing clamp (D. 65 mm)
For worktops of thickness 13 to 25 mm
Suitable for use with SOLANGE desktop screens (p. 122)



Both 1-screen and 2-screen mounts are available

All our flatscreen monitor arms comply with the VESA 75 or 100 mm standards



Power management

WHAT MAKES A GOOD POWER MANAGEMENT SOLUTION?

Power management is a key consideration when it comes to creating a pleasant, practical workspace for employees. The best solutions are those that are easily accessible, yet discreet and compact at the same time. Users need to be able to plug in their smartphone, tablet, laptop and more. We have a range of solutions to meet different requirements.

Economical solutions

Choose a plain cable port to keep cables tidy, or a trailing socket to place in a cable trough. Cable trough outlets can be accessed via a top-access module, scalloped worktop edge, or sliding worktop.



Plain cable ports



Trailing socket outlets
With high-power PC socket,
and choice of hardware ports: USB-A
or USB-C, RJ45 or HDMI



Power cables
2 or 3 metres

For hot-desking scenarios and flexi-spaces

Quick, direct access to power sockets and hardware ports.



Socket ports

With or without a sliding cover

Different connections depending on model: high-power PC socket, USB-A or USB-C, RJ45 or HDMI




Table-top power solutions

Worktop-mounted socket outlet, or table-top socket cube

For private desks and premium workspaces

Top-access modules for discreet and convenient power management: the socket feeds are concealed for a stylish finish, but still directly accessible.



Soft-closing top-access modules

One-way and dual-hinged models available



With or without a socket feed


Choice of hardware ports: USB-A or USB-C, RJ45 or HDMI



PRICE P. 148

Details and availability

VIEW ALL RESOURCES
ONLINE





AXEL 2 desks, p. 114 -
 OPUS office chairs, p. 233 -
 ARMAND cupboards, p.142 -
 SOLANGE desktop screens, p. 232 -
 MARGOT lounge seats, p. 34

Cable management

KEEPING CABLES TIDY


Having a well-organised workspace boosts employees' concentration and well-being, so keeping cables tidy is a must! We have solutions for all kinds of desk set-up, including single- and twin-compartment cable troughs and vertical channels and housings.

Organise cables underneath desks

Our cable troughs and routing brackets can be installed under individual and shared desks.



^
Metal cable troughs
 Single- or twin-compartment



^
Wireframe cable trough



^
Cable routing brackets
 Set of 2

Conceal vertically routed cables

Our vertical cable management range includes a magnetic housing that fits onto a desk leg, plus two types of flexible channel.



Metal cable housing

Magnetic; fits onto a desk leg



Extendable vertical cable channel

Compatible with fixed and height-adjustable desks



Zipped cable sheath

2 lengths available 75 or 150 cm

Add a modesty panel

Optional modesty panels can be added to desks to provide extra privacy for the user. Available in metal, fabric or melamine, the panels attach to the underside of the desk using inserts or wood screws.



Metal modesty panels



Fabric modesty panels

Metal plate for additional rigidity



Melamine modesty panels

19 mm thick

PRICE P. 150

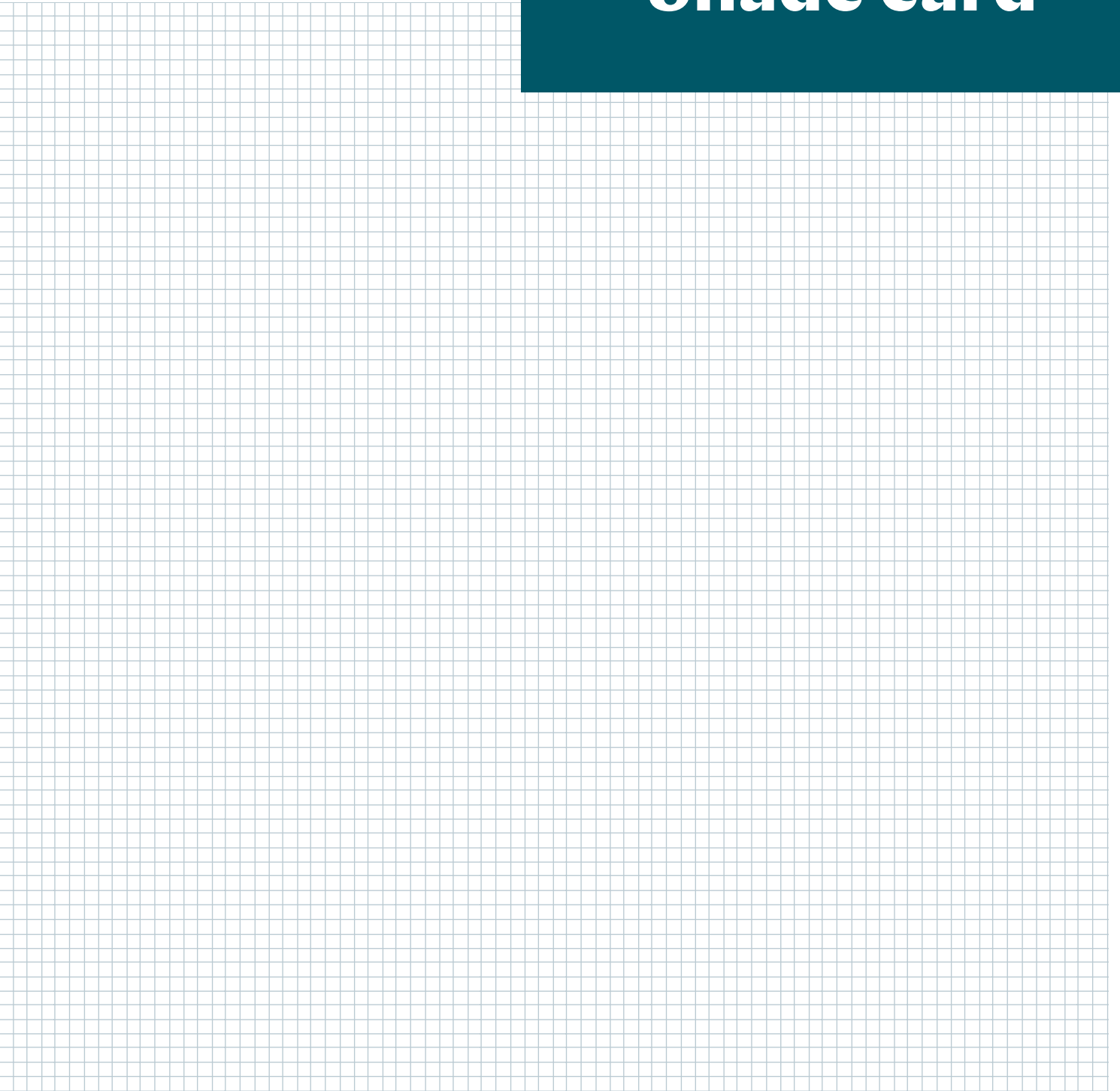
Details and availability

VIEW ALL RESOURCES
ONLINE





Shade card




Melamine wood finishes



N8*
Maritime pine




RZ
Lakeland acacia




R1
Natural oak



R5
Light beech



R3
Brunswick oak



N6
Dark walnut




RK
Black wood

*N8 Maritime pine: Plywood edge banding



Melamine plain colours



MG
Snow white



N5
Linen



R7
Avocado green



R8
Blush pink



R6
Poseidon Blue




R9
Black



Fingerprint-proof

Laminate




HZ
White



VW
Black

Altuglas®



OA
Satin white


Smooth metal




SO
White



ZC
Oyster white



SD
Light grey



SA/SB*/Z4**
Aluminium grey



SG
Black



ZG
Reseda green



ST
English green



X4
Cobalt blue



Z9
Signal yellow



Z8
Nude




Z3
Brass

Textured metal



ZO
White



SU
Mouse grey



SC
Graphite grey




ZP
Black


*SB: exclusive to Storage units

**Z4: exclusive to Desks AXEL 2 & LUTZ 2


Bondai (Cat. A)



KD
Cloud grey




KA
Storm grey




KE
Black


Chili (Cat. B)




BC
Mottled light grey




BF
Mottled frosty blue




BG
Mottled celadon



BH
Mottled midnight blue




BK
Mottled olive green




BL
Mottled salmon



BM
Mottled beige




BO
Mottled turmeric




BN
Mottled cocoa

Step/Step Mélange (Cat. B)



E5
Light grey




A6
Black




E4
Aqua



A4
Petroleum blue



A3
Navy blue




A1
Bamboo



A9
English green




A2
Beige



A5
Mustard yellow



E6
Brick red




B5
Mottled light grey



B1
Mottled graphite grey




E7
Mottled aqua



B4
Mottled denim blue




B6
Mottled navy blue



B2
Mottled bamboo



E9
Mottled mustard yellow




B7
Mottled dark brown


Secret (Cat. C)



CA
Pearl grey



CB
Black



CC
Charcoal blue



CE
Olive green



CF
Dark sage green




CG
Clay




CH
Taupe


Fenice (Cat. D)




DA
Mottled light grey




DB
Mottled graphite grey



CJ
Mottled light blue



DC
Mottled dark blue



DF
Mottled celadon



DE
Mottled olive green




DG
Mottled dark green



DH
Powder pink



DZ
Dark sienna



DD
Mottled cocoa




DI
Mottled turmeric




DJ
Mottled rust red


Cyber (Cat. D)




T8
Light grey




T9
Dark grey



T5
Blue grey




TZ
Almond green



TU
Fern green


Leather (Cat. E)




YB
Black



TL
Golden beige



T6
Mottled salmon



T7
Rust red

OVERVIEW OF FINISHES



SEE DETAILS ON AVAILABLE
FINISHES FOR EACH RANGE
PRICE LIST P. 152

Technical specifications

Melamine Laminate	Melamine				Laminate
	Thick 19 mm		Thick 25 mm	Thick 30 mm	Thick 23,6 mm
	Worktops	Doors / Shells / Cladding	Worktops	Worktops	Worktops
Double-sided anti-reflective coating	✓	✓	✓	✓	✓
Finishes Finitions	MG - R1	All	All	MG - R1 - N6 - R3 - RK	HZ - VW
Shock-resistant, with rounded edges ⁽¹⁾	✓	✓	✓	✓	✓
Antibacterial	✓	✓	✓	✓	Sanitized® treated
Density ⁽²⁾	620 > 690 kg/m ³		600 > 670 kg/m ³	640 kg/m ³	650 kg/m ³
PEFC (sourced from sustainably managed forests)	✓	✓	✓	✓	✓
E05 certified (compliant with standard NF EN 717-2)	✓	✓	✓	✓	✓
Fire rating (compliant with standard EN 13501-1)	Rating M3 (EUROCLASS D-S2, d0) for all finishes.				
Average % from recycled materials (pre- and post-consumer)	68% on average. 90% for Shades R3, R6, R7, R8, N8, Cradle to Cradle Certified.				40%
% that can be recycled	100%				100%
Cleaning	Wipe with a damp cloth and soapy water. Do not use abrasive products or detergents.				

(1) Edge banding in matching finish to worktops, except for N8 worktops (specific plywood edging) and laminated worktops from the Evasion range. ABS edge banding thk 2 mm (predominantly) or 1 mm straight edges

(2) Density: Tolerance +/- 10%

Technical specifications

Fabric	Composition	Weight	Abrasion resistance	Light fastness	Fastness to rubbing	Flammability	Environment
Bondaï Cat. A	100% polyester	350 g/ml (lm) 250 g/m ² ±5%	150 000 EN ISO 12947-2	6 EN ISO 105-B02	4-5 EN ISO 105 x 12 Wet/Dry	EN 1021 - 1&2 BS 7176 BS 5852 Crib5	STANDARD 100 by OEKO-TEX®
Chili Cat. B	100% flame-retardant postconsumer recycled polyester (FR inside fibres)	470 g/ml (lm) (15.16 oz / lin yd)	60 000 EN ISO 12947-2	5-8 EN ISO 105-B02	4-5 EN ISO 105 x 12 Wet/Dry	EN 1021 - 1&2 NFP 92-503/504/505 M1 NF D 60-013 AM18 BS 7176 BS 5852 Crib 5 DIN 4102 B1 EN 13501	STANDARD 100 by OEKO-TEX® 100% recycled fabric Low emission of VOC
Step Step Melange Cat. B	100% trevira® CS	470 g/m ² (15.16 oz / lin yd)	100 000 EN ISO 12947-2	5-7 EN ISO 105-B02	4-5 EN ISO 105 x 12 Wet/Dry	EN 1021 - 1&2 NFP 92-503/504/505 M1 NF D 60-013 AM18 BS 7176 BS 5852 Crib 5 DIN 4102 B1 EN 13501	STANDARD 100 by OEKO-TEX® EU Ecolabel Non-metallic dyestuffs Low emission of VOC
Secret Cat. C	76% PVC - 22% PES - 2% PU Antibacterial protection	540 g/ml (lm) ±10 g/m ²	60 000 EN ISO 5470-2	6-7 EN ISO 105-B02	5-5 EN ISO 105 x 12 Wet/Dry	EN 1021 - 1&2 BS 5852 1&2 UNI 9175 class 1IM TB 117:2013	Phthalate-free
Fenice Cat. D	75% wool 25% PA	335 g/m ² ±7% 500 g/ml (lm) ±7%	100 000 ±20% EN ISO 5470-2	6 ±1% EN ISO 105-B02	4-5 EN ISO 105 x 12 Wet/Dry	EN 1021 - 1&2 BS 5852 Crib 5 CLASS 1 IM CALIFORNIA TB 117	Recyclable fabric
Cyber Cat. D	100% post-consumer recycled polyester	570 g/ml (lm) (18.39 oz / lin yd)	120 000 EN ISO 12947-2	7-8 EN ISO 105-B02	4-5 EN ISO 105 x 12 Wet/Dry	EN 1021 - 1&2 BS 5852 Crib 5 CALIFORNIA TB 117	STANDARD 100 by OEKO-TEX® 100% recycled fabric Low emission of VOC

Index

4	4 LINE	96	L	LEO	136
A	Accessories for rails	127 - 138		LÉON	230
	ALMA	182		LINE	260
	ALTER	227		Lockers	146 - 158
	ANOUK	28		LOUIS	244
	ANTHRA+	247		Low Tables	46
	ARIAL mobile desks	86		LUCIE	218
	ARIAL meeting table	164		LUTZ 2	110
	ARIV	152	M	MANHATTAN	236
	ARMAND	142		MARGOT	34
	ATTITUD	237		MARTIN	192
	AXEL 2	114		Meeting accessories	281
B	Bench seats	22 - 34		MEETING+	246
	Bench units	62 - 63		Melamine pedestals (eco)	135
	Benches	159 - 210		Melamine pedestals	130 - 133
	BIP	42		MELINA	130
C	Cable management	288		Metal pedestals	130
	Cable ports	286		MIA	226
	Cable troughs	289		Mobile desks	86
	CAMILLE lockers	146		Modesty panels	289
	Chairs - 24H Pro	239		MODULO	178
	Chairs - Draughtsman	228 - 234 - 239	N	NAVERT	150
	Chairs - Polyurethane	239		NOMAD	186
	CHATBOX	198	O	Office accessories	282
	Coat stands - Coat pegs	280		Open storage box	135
	CÔME	40		OPUS	233
	Computer workstations	283		OSCAR 2	228
	CONNECT	90	P	PING	196
	CPU holders	283		Power management solutions	288
	Decorative plants	274	R	Reception counters	50 - 56
	Desk lamps	272		Recycling bins	278
	Desktop screens	120 - 122		RIO	68
E	Easel	281		ROBIN meeting tables	170
	ELIOTT	234		ROBIN desks	100
	ELISA	214		ROBIN executive desks	76
	ELOISE	210		ROMY	256
	EMI chairs	254		ROSALIE chairs	248
	EMI table	202		ROSALIE bench units	63
	EVASION bench units	62	S	SCOTT	250
	EVASION chairs	266		Sels-assembly cupboards	154
	EVASION tables	216		SEVEN	238
F	Filing Cabinets	155		Shelving	156
	Flatscreen monitor arms	284		Sit-stand desks	110 - 114
	Floor lamps	273		Sofas	22 - 28 - 34 - 40 - 41
	Footrest	282		SOFIA	264
	FORSTYL	104		SOLANGE	122
	Free-standing screens	120 - 122		SOSI bench units	63
G	GABIN	232		Stools	248 - 258 - 262 - 264 - 266
	GABY chairs	262		SUZY	48
	GABY tables	220	T	Tables - Easy-access tables	206
	GALWAY	41		Tables - Folding	203
	GELATI	258		Tables - Multi-purpose tables	204
	GEO	247		Tables outdoor	218
	GRETA	50		Tambour door cupboards	150 - 152
	GUEST	56		Top access modules	287
	GUSTAVE	138		Towers	136 - 138
I	IDOL	106		TWINS	120
	INVENTIV	242	W	Waste bins	282
	ISABEL	243		Whiteboards	281
J	JAMES	140	Z	ZELIE	22
K	KARA	70		Zipped cable sheath	289
	KARL desk	80			
	KARL meeting desk	172			
	Keyboard tray	283			